

WASHBURN UNIVERSITY

TOPEKA, KANSAS

Treasurer's Financial Report

**For the Fiscal Year Ended
June 30, 2009**


President Farley and Members of the Board of Regents:

Transmitted herewith is the Annual Financial Report for Washburn University for the fiscal year ended June 30, 2009.

The financial records of the University are audited by BKD, LLP, Certified Public Accountants. The University follows, to the highest degree possible, State of Kansas and local requirements, and the recommendations, guidelines and accounting principles and procedures required or suggested in the *Financial Accounting and Reporting Manual for Higher Education*, by the National Association of College and University Business Officers (in cooperation with the American Council of Education), by the American Institute of Certified Public Accountants, and by the Governmental Accounting Standards Board.

My thanks and appreciation are extended to all the personnel who have worked in the Administration area, past and current. These outstanding individuals deserve accolades for the many achievements within the area. They have performed their responsibilities in an exemplary manner to the benefit of the University as a whole. It has been my privilege and pleasure to be associated with these individuals.

Respectfully submitted,



Wanda B. Hill

Vice President for Administration and Treasurer

WASHBURN UNIVERSITY

**MEMBERS OF THE BOARD OF REGENTS
2008-2009**

Appointed by Mayor

Bob W. Storey
James Lagerberg
Blanche C. Parks
William W. Bunten

Term Ending

June 2013
June 2011
June 2012
Term of Office

Appointed by County

Margaret I. Warren

June 2011

Appointed by Governor

Christel Marquardt
James R. Roth
Benjamin F. Blair

June 2011
June 2012
June 2010

Appointed by State Board of Regents

Dan Lykins

Term of Office

OFFICERS OF THE BOARD OF REGENTS

2008-2009

Bob W. Storey, Chair
Benjamin F. Blair, Vice-Chair
Dr. Jerry B. Farley, President
Kenneth P. Hackler, Secretary
Wanda B. Hill, Treasurer and Clerk

2009-2010

Benjamin F. Blair, Chair
Margaret I. Warren, Vice-Chair
Dr. Jerry B. Farley, President
Kenneth P. Hackler, Secretary
Wanda B. Hill, Treasurer and Clerk

WASHBURN UNIVERSITY

FINANCIAL REPORT

As of and for the Fiscal Year Ended June 30, 2009

TABLE OF CONTENTS

WASHBURN UNIVERSITY HIGHLIGHTS

- Washburn University – A Community Resource 6
- Comparison of the Combined Income and Expenditures of the General Fund..... 7
- Student Credit Hour Cost Analysis 8
- Chart – Student Credit Hours..... 9
- Comparative Department Enrollments..... 10
- Analysis of Departmental Expenses and Cost Per Credit Hour 11
- Departmental Credit Hour Analysis – Fall Semester..... 12
- Consolidated Balance Sheets 13 – 14
- Consolidated Statements of Changes in Net Assets 15 – 16
- Consolidated Statements of Current Fund Revenues, Expenses and Other Changes 17 – 18
- Notes to Financial Statements 19 – 20

GENERAL FUND

I. General Reports

- Balance Sheets 1-1
- Statement of Changes in Net Assets..... 1-2
- Budget and Operating Statements 1-3 — 1-4
- Detail of Departmental Expenses 1-5 — 1-9

II. Special Reports

A. Auxiliary Operations

- Analysis of Residence Hall Operations 1-10 – 1-11
- Analysis of Memorial Union Operations 1-12
- Analysis of Memorial Union Dining Services Operations 1-13
- Analysis of Memorial Union Bookstore Operations 1-14

B. Other General Fund Operating Results

- Analysis of KTWU-Public Television Channel 11... 1-15
- Analysis of Athletics Revenue and Expenses 1-16
- Analysis of School of Law Revenue and Expenses 1-17
- Analysis of Facilities Services Expenditures 1-18 — 1-21

DEBT RETIREMENT, CONSTRUCTION, REPAIR AND EQUIPMENT FUND

- Balance Sheets..... 2-1
- Statement of Changes in Net Assets 2-2
- Actual to Budget Comparison 2-3
- Statement of Bonded Indebtedness..... 2-4 – 2-5

BUILDING CONSTRUCTION FUND

- Balance Sheet 3-1
- Budgeted Capital Improvements..... 3-2

ENDOWMENT FUND

Letter to WEA Finance Committee 4-1
Combined Statement of Endowment Funds 4-2
Endowment Fund Assets 4-3 — 4-11
Statement of Changes in Cash Balances 4-12
Statement of Changes in Endowment Assets 4-13
Footnotes 4-14

LOAN FUND

Balance Sheets 5-1
Statement of Changes in Cash Balances 5-2
Statement of Changes in Net Assets 5-3

EMPLOYEE BENEFITS CONTRIBUTION FUND

Balance Sheets 6-1
Statement of Changes in Net Assets 6-2
Actual to Budget Comparison 6-3

TORT CLAIM LIABILITY FUND

Balance Sheets 7-1
Statement of Changes in Net Assets 7-2
Actual to Budget Comparison 7-3

UNIVERSITY RESTRICTED AND AGENCY FUND

Balance Sheet 8-1 — 8-26
Analysis of Kelsey & Edna Petro Endowed Funds 8-27
Analysis of Alumni Association Fund 8-28
Analysis of Ichabod Club Scholarship Fund 8-29
Analysis of School of Law Expendable 8-30

PLANT FUND

Balance Sheet 9-1 — 9-2
Property Schedule 9-3
Floor Area of Buildings 9-4 — 9-5
Detail of Equipment, Furniture, Books and Miscellaneous Items 9-6
Detail of Insurance in Effect 9-7 — 9-10

SALES TAX SMOOTHING FUND

Balance Sheets 10-1
Statement of Changes in Net Assets 10-2
Actual to Budget Comparison 10-3

CAPITAL IMPROVEMENT FUND

Balance Sheets 12-1
Statement of Changes in Net Assets 12-2
Actual to Budget Comparison 12-3

GOVERNMENT AND RESEARCH FUND

Statement of Changes in Fund Balances 13-1 — 13-3
Balance Sheets 13-4
Analysis of Federal Student Loan Fund 13-5
Analysis of Federal Work Study Program 13-6
Analysis of State Work Study Program 13-7

WASHBURN INSTITUTE OF TECHNOLOGY

COMBINED

Combined Statements of Net Assets T-1
Combined Statements of Changes in Net Assets T-2

GENERAL FUND

Statement of Net Assets T-3
Budget and Operating Statements T-4
Departmental Expenses T-5 – T-6

DESIGNATED FUNDS

Statements of Net Assets T-7
Statements of Changes in Net Assets T-8

RESTRICTED FUNDS – FINANCIAL AID

Statements of Net Assets T-9
Statements of Changes in Net Assets T-10

RESTRICTED FUNDS – GRANTS AND CONTRACTS

Statements of Net Assets T-11
Statements of Changes in Net Assets T-12

RESTRICTED FUNDS – OTHER

Statements of Net Assets T-13
Statements of Changes in Net Assets T-14

CAPITAL ASSETS

Statements of Net Assets T-15
Statements of Changes in Net Assets T-16

WASHBURN UNIVERSITY – A COMMUNITY RESOURCE

Washburn University is an outstanding educational resource for our community and state. Since 1865, Washburn's success in providing educational excellence has been and continues to be based on the highest standards for faculty, a commitment to individual student achievement, interactivity between campus and community and an emphasis on technology and the future. In order to continue our mission of meeting or exceeding the needs of our continually evolving university community, Washburn University must make program improvements and adjustments that represent progressive thinking.

The University is well positioned to maintain its strong financial condition and to continue providing excellent service. In addition to the tuition and fees charged to the students and the state aid grant, Washburn University is fortunate to have three other strong and viable streams of revenue:

1. The sales tax revenue based on sales tax and use tax collections in Shawnee County, includes \$890,000 designated for bonded indebtedness and \$250,000 designated for capital projects.
2. The Debt Retirement, Construction, Repair and Equipment Fund (Three-Mill Fund) derives revenue from local property taxes within the City of Topeka. This fund currently supports capital maintenance projects, capital equipment purchases and bond payments. The Three Mill Fund is a well-managed resource with additional debt capacity.
3. The Washburn Endowment Association has been very successful in raising funds for the various needs of the University community. Endowment revenues and fundraising provide a viable revenue stream for scholarships, operating support and some capital projects.

On November 1, 1999, the University issued revenue bonds for \$16.2 million to provide funds for the construction of the Living Learning Center (LLC). The LLC debt service payments began in July 2000 and were originally under \$1.3 million each year for the life of the bonds. As described in more detail below, \$12.61 million of these bonds were advance refunded in September 2004. Debt service on the remaining bonds is approximately \$540,000 each year until July 2009.

The University issued revenue bonds for \$11.2 million on December 1, 2001 to provide funds for the construction of the Student Recreation and Wellness Center, the renovation of Moore Bowl and the Memorial Student Union, and the construction of the KTWU tower. The debt service payments began in July 2002 and are approximately \$890,000 each year for the life of the bonds.

In June 2003, Washburn issued \$7.5 million of revenue bonds to finance construction of the Washburn Village transitional housing facility. Debt service began in July 2004, and is approximately \$530,000 each year for the life of the bonds.

In September 2004, the University issued \$14.25 million of revenue refunding bonds. These bonds advance refunded \$12.61 million of the 1999 LLC bonds. Because the refunded bonds are not callable until July 2010, this advance refunding is reflected in the University's accounting records as an in-substance defeasance. That is, the bonds to be refunded in 2010 are treated as if they were refunded during the 2004-2005 fiscal year.

Debt service on the revenue refunding bonds began in July 2005. Annual debt service is approximately \$720,000 each year until the LLC bonds are called in July 2010. From that point forward, annual debt service on the refunding bonds is less than \$1.3 million each year through 2019, and approximately \$720,000 each year from 2020 for the remaining life of the bonds.

A comparison of the combined income and expenditures of the General Fund for the last two years is:

	<u>2007 - 2008</u>		<u>2008 - 2009</u>	
	<u>Amount</u>	<u>% of Total</u>	<u>Amount</u>	<u>% of Total</u>
<u>REVENUE & TRANSFERS</u>				
Tuition and fees	\$ 37,205,337	51.4%	\$ 38,418,134	52.7%
Sales taxes	18,150,719	25.1%	18,148,625	24.9%
State aid	12,086,477	16.7%	11,980,940	16.4%
KTWU income	2,227,522	3.1%	2,396,499	3.3%
Endowment income	1,028,272	1.4%	740,360	1.0%
Investment income	954,331	1.3%	344,463	0.5%
Other income	439,743	0.6%	493,466	0.7%
Athletic income	356,317	0.5%	314,409	0.4%
Transfer from Smoothing Fund	-	0.0%	2,094	0.0%
Total Revenue and Transfers	<u>72,448,718</u>	<u>100.0%</u>	<u>72,838,991</u>	<u>100.0%</u>
<u>EXPENSES</u>				
Instruction	33,502,124	47.7%	35,021,059	47.6%
Public service, research and academic support	12,962,456	18.4%	13,457,554	18.3%
Student services	6,858,955	9.8%	7,116,554	9.7%
Institutional support	6,471,077	9.2%	6,783,202	9.2%
Physical plant operations	6,783,898	9.7%	7,283,437	9.9%
Scholarships	2,915,590	4.1%	2,468,410	3.4%
Mandatory transfers	325,038	0.5%	177,819	0.2%
Non-mandatory transfers	440,374	0.6%	1,325,038	1.8%
Total Expenses	<u>70,259,511</u>	<u>100.0%</u>	<u>73,633,074</u>	<u>100.0%</u>
Net Educational & General, Scholarships and Transfers	<u>2,189,207</u>		<u>(794,084)</u>	
<u>Auxiliary Enterprises</u>				
Memorial Union operations, net (Page 1-12)	(13,516)		149,595	
Residential Living, net (Page 1-11)	44,419		160,336	
Net Auxiliary Enterprises	<u>30,903</u>		<u>309,931</u>	
Net before other changes in net assets	2,220,110		(484,152)	
<u>Other Changes in Net Assets</u>				
Provision for uncollectible student accounts	(37,609)		(255,735)	
Increase (Decrease) in General Fund Net Assets	<u>\$ 2,182,501</u>		<u>\$ (739,887)</u>	

WASHBURN UNIVERSITY

**Student Credit Hour Cost Analysis
Fiscal Year 2008 - 2009 and Comparisons**

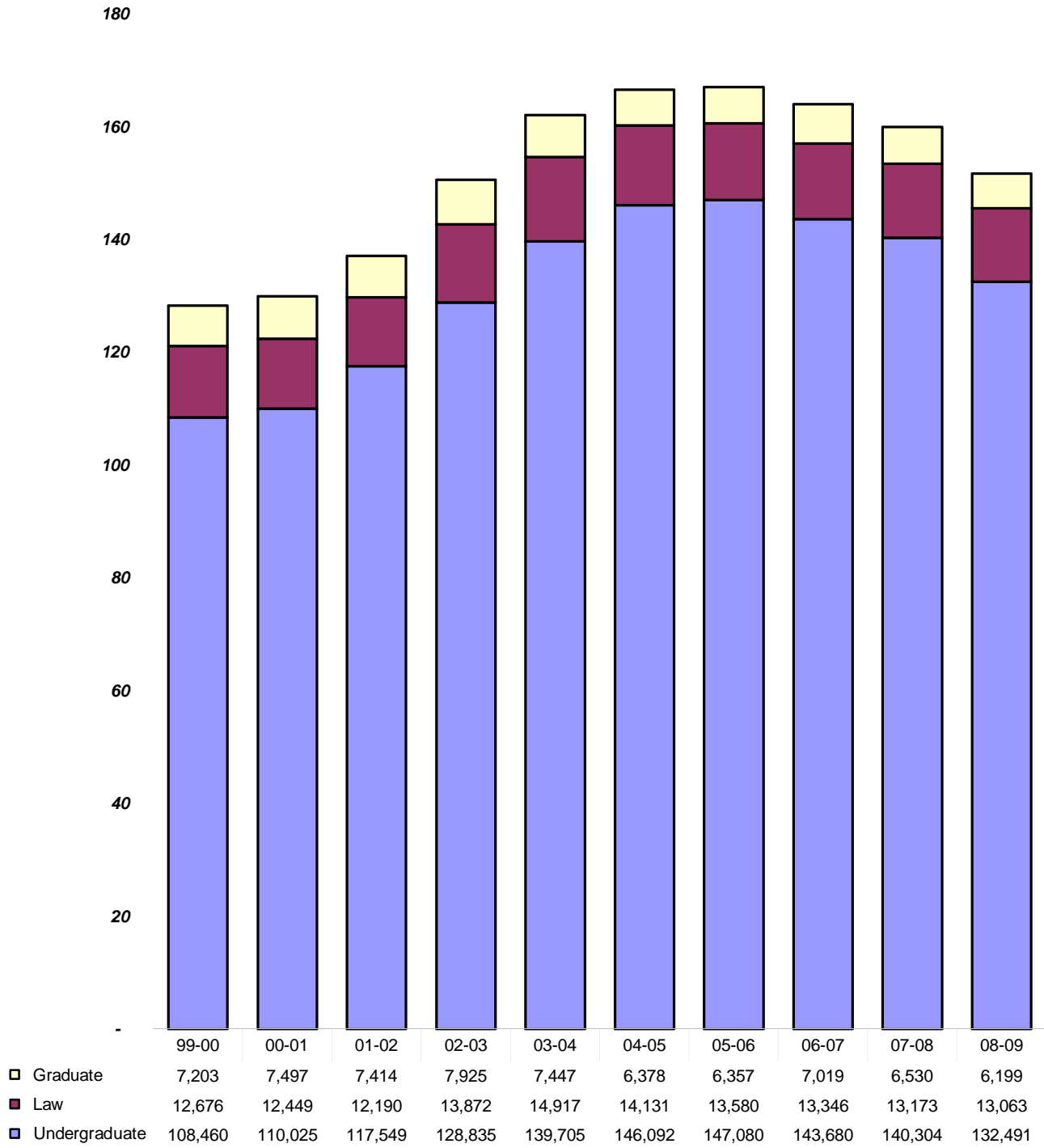
An analysis of total student credit hours, including summer sessions, for five (5) years, the instructional cost per credit hour and total cost per credit hour, is as follows:

	<u>2004-2005</u>	<u>2005-2006</u>	<u>2006-2007</u>	<u>2007-2008</u>	<u>2008-2009</u>	5-Year Trend	10-Yr Trend & Average
Student Credit Hours							
Undergraduate							
Fall Semester	71,123.0	70,906.0	70,352.0	68,021.0	64,375.0		
Spring Semester	65,393.0	66,406.0	64,610.0	62,809.0	59,515.0		
Summer Session	9,576.0	9,768.0	8,718.0	9,474.0	8,601.0		
Total	146,092.0	147,080.0	143,680.0	140,304.0	132,491.0		
Law							
Fall Semester	6,835.0	6,592.0	6,540.0	6,547.0	6,224.0		
Spring Semester	6,397.0	6,135.0	5,800.0	5,659.0	5,699.0		
Summer Session	899.0	853.0	1,006.0	967.0	1,140.0		
Total	14,131.0	13,580.0	13,346.0	13,173.0	13,063.0		
Graduate (1)							
Fall Semester	2,729.0	2,662.0	2,897.0	2,730.0	2,602.0		
Spring Semester	2,688.0	2,663.0	2,660.0	2,682.0	2,502.0		
Summer Session	961.0	1,032.0	1,462.0	1,118.0	1,095.0		
Total	6,378.0	6,357.0	7,019.0	6,530.0	6,199.0		
Total Credit Hours	166,601.0	167,017.0	164,045.0	160,007.0	151,753.0		
Credit Hours Cost							
Instruction	\$ 181.59	\$ 184.14	\$ 189.07	\$ 209.38	\$ 230.78		
Research & public service	14.23	15.15	15.85	16.65	18.53		
Academic support	43.16	52.70	63.91	63.71	69.65		
Student services	37.10	38.20	41.43	42.87	46.90		
Institutional support	37.00	40.41	35.68	36.27	38.48		
Maintenance of plant	33.74	36.27	38.19	42.40	48.00		
Transfers	49.64	33.36	26.12	2.03	8.73		
Total	\$ 396.47	\$ 400.23	\$ 410.24	\$ 413.30	\$ 461.06		

The total decrease in student credit hours in 2008-2009 compared with the prior fiscal year was 5.2%. Undergraduate credit hours decreased by 5.6%; Law credit hours decreased by .8%; and Graduate credit hours decreased by 5.1%.

	<u>2004-2005</u>	<u>2005-2006</u>	<u>2006-2007</u>	<u>2007-2008</u>	<u>2008-2009</u>	5-Year Trend
(1) Graduate Criminal Justice	931.0	843.0	633.0	361.0	308.0	
Graduate Social Work	2,483.0	2,406.0	2,882.0	2,605.0	2,364.0	
Graduate Education	1,047.0	1,061.0	1,194.0	1,127.0	1,041.0	
Graduate Psychology	416.0	590.0	583.0	643.0	551.0	
Graduate Nursing	-	291.0	569.0	567.0	722.0	
Graduate Business	1,293.0	966.0	1,008.0	946.0	1,004.0	
Graduate Other	208.0	200.0	150.0	281.0	209.0	
Total	6,378.0	6,357.0	7,019.0	6,530.0	6,199.0	

WASHBURN UNIVERSITY STUDENT CREDIT HOURS Thousands



WASHBURN UNIVERSITY

**Comparative Department Enrollments
For the Fiscal Years Ended June 30, 2008 and 2009**

	Credit Hours		Increase or (Decrease)	Percentage Increase (Decrease)	Percentage Increase (Decrease)		
	2008-09*	2007-08*			(20%)	0	20%
Art	3,973	4,014	(41)	(1.0%)			
Theatre	1,478	1,562	(84)	(5.4%)			
Music	4,651	5,061	(410)	(8.1%)			
Communication	3,557	3,832	(275)	(7.2%)			
Mass Media	3,173	3,217	(44)	(1.4%)			
English	9,534	10,792	(1,258)	(11.7%)			
Intensive English	753	507	246	48.5%			
Modern Languages	3,159	2,932	227	7.7%			
Philosophy	1,959	2,167	(208)	(9.6%)			
History	4,369	4,561	(192)	(4.2%)			
Political Science	3,275	3,808	(533)	(14.0%)			
Psychology	6,249	6,846	(597)	(8.7%)			
Sociology/Anthropology	7,196	7,570	(374)	(4.9%)			
Social Work **	3,921	4,208	(287)	(6.8%)			
Criminal Justice **	5,658	5,927	(269)	(4.5%)			
Mathematics	8,335	8,654	(319)	(3.7%)			
Computer Information Sciences	2,026	2,358	(332)	(14.1%)			
Chemistry	2,779	2,940	(161)	(5.5%)			
Biology	7,844	7,776	68	0.9%			
Physics/Astronomy	3,216	3,399	(183)	(5.4%)			
Education	7,053	7,373	(320)	(4.3%)			
Health & Physical Education	5,765	5,899	(134)	(2.3%)			
School of Business	14,142	15,883	(1,741)	(11.0%)			
School of Nursing	9,487	9,316	171	1.8%			
School of Applied Studies **	14,035	16,036	(2,001)	(12.5%)			
Leadership	84	78	6	7.7%			
Interdisciplinary Studies/Study Abroad	1,019	118	901	763.6%			
Total Undergraduate & Graduate	138,690	146,834	(8,144)	(5.5%)			
Total Law School	13,063	13,173	(110)	(0.8%)			
Totals	151,753	160,007	(8,254)	(5.2%)			

* Includes Summer Session.

** Social Work and Criminal Justice continue to be reported separately from SAS in this schedule.

WASHBURN UNIVERSITY

**Analysis of Departmental Expenses and Cost per Credit Hour
Fiscal Year 2008 - 2009 and Comparisons**

Department	Cost Per Credit Hour						[1]	6-Year Trend	2008-09	2008-09
	2003-04	2004-05	2005-06	2006-07	2007-08	2008-09			Instructional Expenses	Student Cr. Hours
Art	\$ 136.23	\$ 136.04	\$ 147.03	\$ 152.99	\$ 159.39	\$ 169.68			\$ 674,142	3,973
Theatre	219.93	200.49	185.44	209.09	264.39	361.16	●		533,788	1,478
Music	188.34	203.49	190.94	222.24	243.17	252.16	●		1,172,784	4,651
Communication	122.46	121.06	124.51	153.54	186.68	210.59			749,081	3,557
Mass Media	150.15	154.52	121.24	138.46	167.88	174.16			552,624	3,173
English	132.55	131.11	140.89	144.47	145.82	154.24			1,470,539	9,534
Intensive English	605.53	577.43	418.28	1,050.01	732.62	253.68	●		449,522	1,772
Modern Languages	126.00	132.04	140.81	156.71	161.77	165.05			521,385	3,159
Philosophy	171.77	146.68	168.25	200.99	217.74	229.53			449,647	1,959
History	118.55	111.79	107.24	109.78	119.73	123.92			541,408	4,369
Political Science	140.02	124.18	134.81	155.24	175.87	211.93			694,072	3,275
Psychology	109.80	99.49	101.23	110.45	119.30	135.15			844,577	6,249
Sociology/Anthropology	83.16	78.93	79.46	76.81	77.26	84.57			608,573	7,196
Social Work	148.17	171.41	177.08	181.62	201.26	218.12			855,254	3,921
Criminal Justice	71.15	72.76	80.34	98.42	116.12	103.83			587,476	5,658
Mathematics	76.68	83.97	86.56	107.82	118.40	130.19			1,085,124	8,335
Computer Information Sciences	230.22	306.41	336.34	323.35	390.95	474.47	●		961,283	2,026
Chemistry	162.31	157.65	159.53	188.74	206.98	225.47			626,585	2,779
Biology	143.23	122.89	127.47	133.02	128.83	131.27			1,029,652	7,844
Physics/Astronomy	85.73	88.99	106.18	114.43	122.76	126.52			406,886	3,216
Education	198.94	191.14	191.68	172.17	165.88	192.59			1,358,317	7,053
Health & Physical Education	134.28	127.63	119.21	121.81	134.65	123.38			711,312	5,765
School of Business	225.87	225.82	249.70	240.43	253.50	313.82	●		4,437,995	14,142
School of Nursing	237.52	228.78	223.28	214.43	222.21	258.63	●		2,453,598	9,487
School of Applied Studies (excl. SW & CJ)	139.74	159.88	158.87	158.29	160.44	192.01			2,694,921	14,035
Leadership	1,803.50	2,008.22	2,101.06	2,341.13	4,407.76	2,404.90	●		202,012	84
Summer session (except Law) [2]	34.11	85.85	-	-	-	-			-	-
Total Undergraduate & Graduate [3]	139.33	145.71	154.36	163.62	174.85	192.32			26,672,557	138,690
Law School [4]	399.35	464.79	488.60	467.18	506.70	554.65			7,245,405	13,063
TOTAL	\$ 163.26	\$ 172.77	\$ 181.54	\$ 188.32	\$ 202.17	\$ 223.51			\$ 33,917,962	151,753

[1] ● = 2008-2009 cost per credit hour exceeds 125% of the average; ● = cost exceeds 150% of the average

[2] Beginning with 2005-2006, Summer session credit hours and cost included with departments

[3] Excludes Dean of Arts & Sciences and operating expense for academic summer

[4] Excludes Law Library

WASHBURN UNIVERSITY

**Departmental Credit Hour Analysis - Fall Semester
Fall 2008 and Comparisons**

<u>Department</u>	<u>2003</u>	<u>2004</u>	<u>2005</u>	<u>2006</u>	<u>2007</u>	<u>2008</u>	2008 as % above (below)	
							2003-07 Average	
Art	2,007	2,102	2,084	2,276	2,090	1,954	(7.5%)	■
Theatre	760	828	904	945	735	721	(13.6%)	■
Music	2,535	2,760	2,729	2,672	2,587	2,264	(14.8%)	■
Communications	1,971	2,063	2,184	2,205	1,898	1,735	(15.9%)	■
Mass Media	1,547	1,541	1,675	1,684	1,456	1,412	(10.7%)	■
English	5,322	5,462	5,217	5,015	4,922	4,482	(13.6%)	■
Foreign Languages	1,523	1,691	1,708	1,603	1,525	1,598	(0.7%)	
Philosophy	1,332	1,375	1,318	1,188	1,126	1,004	(20.8%)	■
History	2,144	2,262	2,576	2,438	2,164	2,032	(12.3%)	■
Political Science	2,180	2,332	2,220	2,327	1,915	1,520	(30.7%)	■
Psychology	3,037	3,290	3,600	3,498	3,085	2,986	(9.6%)	■
Sociology/Anthropology	2,880	3,302	3,588	3,835	3,893	3,563	1.8%	
Social Work	2,121	2,000	1,921	1,999	1,972	1,704	(14.9%)	■
Criminal Justice	4,977	5,150	3,992	3,616	2,759	2,750	(32.9%)	■
Mathematics	5,236	5,321	5,342	4,699	4,461	4,200	(16.2%)	■
Computer Information Sciences	1,666	1,603	1,494	1,345	1,182	1,036	(28.9%)	■
Chemistry	1,420	1,721	1,644	1,654	1,591	1,472	(8.3%)	■
Biology	3,025	3,693	3,546	3,314	3,399	3,654	7.6%	■
Physics/Astronomy	1,690	1,682	1,799	1,707	1,678	1,455	(15.0%)	■
Education	2,470	2,644	2,465	2,888	3,306	3,111	12.9%	■
Health & Physical Education	2,863	2,956	3,053	3,133	3,042	3,005	(0.1%)	
School of Business	7,440	7,543	7,422	7,666	7,786	7,239	(4.4%)	■
School of Nursing	2,699	3,072	3,567	3,869	4,443	4,551	28.9%	■
School of Applied Studies (1)	7,315	7,102	7,100	7,352	7,472	6,617	(9.0%)	■
Leadership	123	81	99	72	18	45	(42.7%)	■
Intensive English	231	276	321	249	246	357	34.9%	■
Interdisciplinary Studies/Study Abroad	-	-	-	-	-	510	**	
Total Undergraduate and Graduate	70,514	73,852	73,568	73,249	70,751	66,977	(7.5%)	■
Law School	7,113	6,835	6,592	6,540	6,547	6,224	(7.5%)	■
TOTAL	77,627	80,687	80,160	79,789	77,298	73,201	(7.5%)	■

(1) Excluding Social Work and Criminal Justice

	<u>2009</u>	<u>2008</u>		<u>2009</u>	<u>2008</u>
<u>ASSETS</u>			<u>LIABILITIES AND NET ASSETS</u>		
<u>Current Funds</u>			<u>Current Funds</u>		
<i>Unrestricted</i>			<i>Unrestricted</i>		
Cash	\$ 2,614,591	\$ 146,232	Accounts payable	\$ 832,004	\$ 770,299
Investments	8,544,696	9,316,250	Accrued liabilities	5,110,718	2,469,781
Taxes receivable	3,181,728	3,444,129	Student deposits	315,537	281,601
Receivable from WEA	344,600	4,755,901	Deferred revenue	980,565	885,787
Accounts receivable	5,374,579	324,547	Prepaid expenses	200,440	215,634
Inventories (at lower of cost or market)	<u>903,225</u>	<u>829,891</u>	Net assets	<u>13,524,156</u>	<u>14,193,848</u>
<i>Total Unrestricted</i>	<u>20,963,419</u>	<u>18,816,950</u>	<i>Total Unrestricted</i>	<u>20,963,419</u>	<u>18,816,950</u>
<i>Restricted</i>			<i>Restricted</i>		
Cash	2,652,323	(238,970)	Accounts payable	358,840	82,749
Investments	656,873	3,754,157	Accrued liabilities	485,079	403,612
Taxes receivable	28,489	39,471	Student deposits	3,350	5,698
Receivable from WEA	12,837,689	13,894,177	Deferred revenue	291,462	15,948
Accounts receivable	606,513	430,383	Net assets	<u>15,643,156</u>	<u>17,432,323</u>
Construction in progress	<u>-</u>	<u>61,112</u>	<i>Total Restricted</i>	<u>16,781,888</u>	<u>17,940,330</u>
<i>Total Restricted</i>	<u>16,781,888</u>	<u>17,940,330</u>	<u>Total Current Funds</u>	<u>\$ 37,745,307</u>	<u>\$ 36,757,280</u>
<u>Total Current Funds</u>	<u>\$ 37,745,307</u>	<u>\$ 36,757,280</u>	<u>Loan Funds</u>		
<u>Loan Funds</u>			Accounts payable	\$ 672	\$ 222
Cash	\$ 181,947	\$ 207,933	Net assets:		
Investments	-	-	University Student Loan Fund	259,617	258,362
Accounts receivable	7,140	1,217,315	Perkins/N.D.S.L. Loan program	<u>1,256,468</u>	<u>1,248,277</u>
Outstanding Perkins loans	1,292,465	8,360	<u>Total Loan Funds</u>	<u>\$ 1,516,757</u>	<u>\$ 1,506,861</u>
Receivable from WEA	3,029	1,559	<u>Endowment Funds</u>		
Other loans outstanding	<u>32,176</u>	<u>71,694</u>	Cash	\$ 7,620	\$ (174,128)
<u>Total Loan Funds</u>	<u>\$ 1,516,757</u>	<u>\$ 1,506,861</u>	Investments (at market value)	294,691	329,717
<u>Endowment Funds</u>			Investments managed by		
Cash	\$ 7,620	\$ (174,128)	Washburn Endowment Association	24,772,594	34,410,879
Investments (at market value)	294,691	329,717	Receivable from WEA	128,125	319,647
Investments managed by			Accounts receivable	<u>705</u>	<u>-</u>
Washburn Endowment Association	24,772,594	34,410,879	<u>Total Endowment Funds</u>	<u>\$ 25,203,735</u>	<u>\$ 34,886,115</u>
Receivable from WEA	128,125	319,647	<u>Total Endowment Funds</u>	<u>\$ 25,203,735</u>	<u>\$ 34,886,115</u>
Accounts receivable	<u>705</u>	<u>-</u>			
<u>Total Endowment Funds</u>	<u>\$ 25,203,735</u>	<u>\$ 34,886,115</u>			

	<u>2009</u>	<u>2008</u>		<u>2009</u>	<u>2008</u>
<u>ASSETS</u>			<u>LIABILITIES AND NET ASSETS</u>		
<u>Current Capital Projects & Debt Retirement</u>			<u>Current Capital Projects & Debt Retirement</u>		
Cash	\$ 1,719,911	\$ 3,300,787	Accounts payable	\$ 1,112,297	\$ 331,090
Investments	2,884,510	5,917,003	Accrued liabilities	1,107,310	198,151
Taxes receivable	343,885	427,029	Bonds payable	29,672,444	28,033,855
Receivable from WEA	1,057,972	1,360,559	KTWU loan payable	456,348	-
Accounts receivable	3,429,944	63,909			
Bond issuance costs	581,279	647,062	Net assets	<u>(13,724,790)</u>	<u>(16,003,211)</u>
Construction in progress	<u>8,606,108</u>	<u>843,536</u>			
			Total Retirement of Indebtedness	<u>18,623,609</u>	<u>12,559,885</u>
Total Retirement of Indebtedness	<u>18,623,609</u>	<u>12,559,885</u>			
<u>Investment in Plant</u>			<u>Investment in Plant</u>		
Equipment	54,226,079	50,835,790			
Buildings	110,412,992	110,374,537	Net assets	<u>84,190,503</u>	<u>86,318,740</u>
Campus grounds	961,514	961,514	Total Investment in Plant	<u>84,190,503</u>	<u>86,318,740</u>
Sewer, heat lines and streets	1,238,793	944,224			
Parking lots and sidewalks	1,392,598	1,392,598	Total Plant Funds	<u>\$ 102,814,112</u>	<u>\$ 98,878,625</u>
Campus electrical distribution system	366,362	366,362			
Softball and soccer fields and tennis courts	508,349	508,349	Agency Fund		
Lawn sprinkler systems	45,277	45,277	Cash	\$ 197,612	\$ 337,317
Mulvane Garden and Alumni Center Garden	105,281	105,281	Investments	46,000	46,000
KTWU land, building, asphalt road and parking	2,455,404	2,455,404	Receivable from WEA	300	-
Iola/Moran translator; Garnett microwave	66,848	66,848			
Karlyle Woods (30 acres Shawnee Co.)	188,839	188,839	Total Agency Funds	<u>\$ 243,912</u>	<u>\$ 383,317</u>
Steele mineral rights	<u>10,126</u>	<u>10,126</u>			
	171,978,462	168,255,149			
Less: accumulated depreciation	<u>(87,787,959)</u>	<u>(81,936,409)</u>			
Total Investment in Plant	<u>84,190,503</u>	<u>86,318,740</u>			
Total Plant Funds	<u>\$ 102,814,112</u>	<u>\$ 98,878,625</u>			
Agency Fund					
Cash	\$ 197,612	\$ 337,317	Accounts payable	\$ 8,893	\$ 2,895
Investments	46,000	46,000	Deposits held in custody for others	235,019	380,422
Receivable from WEA	300	-			
			Total Agency Funds	<u>\$ 243,912</u>	<u>\$ 383,317</u>

WASHBURN UNIVERSITY
Consolidated Statements of Changes in Net Assets
For the Fiscal Year Ended June 30, 2009

	Current Funds		Loan Funds	Endowment Funds	Plant Funds	
	Unrestricted	Restricted			Capital Projects and Debt Retirement	Investment in Plant
Revenues and Other Additions						
Unrestricted current funds revenue	\$ 355,629	\$ -	\$ -	\$ -	\$ -	\$ -
Private gifts, grants and contracts	2,050,522	7,939,125	26,205	231,053	811,949	-
Federal appropriations	-	-	-	-	-	-
State appropriations	12,264,537	496,329	-	-	4,437,845	-
Investment income	344,463	107,409	14,704	-	134,305	-
Interest on loans receivable	-	-	-	-	-	-
Local appropriations	18,148,625	344,825	-	-	-	-
Endowment	833,202	1,606,830	1,470	-	-	-
Health insurance premiums	-	5,984,013	-	-	-	-
Parking improvement fees	-	-	-	-	-	-
Retirement of indebtedness	-	-	-	-	-	-
Deferred bond issue costs	-	-	-	-	-	-
Gain on sale of stocks and bonds	-	-	-	-	-	-
Tuition and fees	39,236,874	382,043	-	-	-	-
Sales and services of educational departments	560,304	448,184	-	-	-	-
Auxiliary enterprises	6,564,700	-	-	-	-	-
Other sources	257,997	119,139	1,702	(9,913,433)	6,729	-
Total Rev. and Other Additions	80,616,853	17,427,897	44,081	(9,682,380)	5,390,828	-
Expenditures and Other Deductions						
Educational and general	71,615,772	12,311,758	-	-	-	-
Auxiliary enterprises	5,010,949	6,781	-	-	-	-
Loans, loan cancellations, and write-offs	-	-	35,430	-	-	-
Administrative and collection costs	-	-	(795)	-	-	-
Health insurance claims	-	6,686,328	-	-	-	-
Depreciation	-	-	-	-	-	6,501,683
Retirement of indebtedness	-	-	-	-	-	-
Interest on indebtedness	-	-	-	-	-	-
Other	640,244	-	-	-	2,965,857	-
Total Expend. and Other Deductions	77,266,965	19,004,868	34,635	-	2,965,857	6,501,683
Capital Asset Transactions						
Additions	(460,486)	(1,093,642)	-	-	(2,824,199)	4,378,327
Gain / (Loss) from disposal of capital assets	-	-	-	-	-	(4,881)
Total Capital Asset Transactions	(460,486)	(1,093,642)	-	-	(2,824,199)	4,373,446

WASHBURN UNIVERSITY
Consolidated Statements of Changes in Net Assets
For the Fiscal Year Ended June 30, 2009

	<u>Current Funds</u>		<u>Loan Funds</u>	<u>Endowment Funds</u>	<u>Plant Funds</u>	
	<u>Unrestricted</u>	<u>Restricted</u>			<u>Capital Projects and Debt Retirement</u>	<u>Investment in Plant</u>
	Fund Transfers In (Out)					
Mandatory:						
Univ. Match-Federal Programs	\$ (286,146)	\$ 602,700	\$ -	\$ -	\$ (316,554)	\$ -
Univ. Match-State Programs	(155,045)	174,965	-	-	(19,920)	-
Univ. Match-Private Programs	(25,997)	25,997	-	-	-	-
Non-Mandatory						
Transfer to B&C/DR&C	(2,831,867)	-	-	-	2,831,867	-
Transfer to Capital Improvement	(182,256)	-	-	-	182,256	-
Interfund Transfers	(77,783)	77,783	-	-	-	-
Net Transfers In (Out)	<u>(3,559,094)</u>	<u>881,445</u>	<u>-</u>	<u>-</u>	<u>2,677,649</u>	<u>-</u>
Net Increase (Decrease)	(669,692)	(1,789,168)	9,446	(9,682,380)	2,278,421	(2,128,237)
Net assets reported at end of prior year	<u>14,193,848</u>	<u>17,432,323</u>	<u>1,506,639</u>	<u>34,886,115</u>	<u>(16,003,211)</u>	<u>86,318,740</u>
NET ASSETS AT END OF YEAR	<u>\$ 13,524,156</u>	<u>\$ 15,643,155</u>	<u>\$ 1,516,085</u>	<u>\$ 25,203,735</u>	<u>\$ (13,724,790)</u>	<u>\$ 84,190,503</u>

**Consolidated Statements of Current Fund Revenues, Expenses and Other Changes in Net Assets
For the Fiscal Years Ended June 30, 2009 and 2008**

	Current Year			2008 Total
	Unrestricted	Restricted	Total	
Revenues				
Tuition and fees	\$ 39,236,874	\$ 382,043	\$ 39,618,917	\$ 38,365,608
State appropriations	12,264,537	496,329	12,760,866	12,879,481
Local appropriations	18,148,625	344,825	18,493,450	19,614,388
Private gifts, grants, and contracts	2,050,522	7,939,125	9,989,647	10,890,180
Endowment income	833,202	1,606,830	2,440,032	4,892,631
Health insurance premiums	-	5,984,013	5,984,013	5,180,357
Sales and services of educational departments	560,304	448,184	1,008,488	795,448
Auxiliary enterprises	6,564,700	-	6,564,700	6,191,917
Investment income	344,463	107,409	451,872	1,185,055
Other	613,626	119,139	732,765	887,544
Total current fund revenues	80,616,853	17,427,897	98,044,750	100,882,609
Expenses				
Instruction	34,867,030	943,977	35,811,007	35,227,592
Research	41,914	35,980	77,894	94,443
Public service	2,794,882	1,489,764	4,284,646	4,261,433
Academic support	10,014,202	660,243	10,674,445	9,607,584
Student services	7,640,785	343,572	7,984,357	7,869,820
Institutional support	6,504,600	395,370	6,899,970	6,877,476
Maintenance of plant	7,283,949	35,396	7,319,345	6,807,631
Health insurance claims	-	6,686,328	6,686,328	5,932,325
Scholarships and fellowships	2,468,410	8,407,457	10,875,867	10,121,149
Auxiliary enterprises	5,010,949	-	5,010,949	4,894,753
Other	640,244	6,781	647,025	693,180
Total current fund expenditures	77,266,965	19,004,868	96,271,833	92,387,386
Mandatory Transfers				
University Match - Federal Programs	286,146	(602,700)	(316,554)	-
University Match - State Programs	155,045	(174,965)	(19,920)	(19,567)
University Match - Private Programs	25,997	(25,997)	-	-
Total expenditures and mandatory transfers	77,734,153	18,201,206	95,935,359	92,367,819
Capital Asset Transactions				
Additions	(460,486)	(1,093,642)	(1,554,128)	(920,564)
Gain / (Loss) from disposal of capital assets	-	-	-	-
Total capital asset transactions	(460,486)	(1,093,642)	(1,554,128)	(920,564)

**Consolidated Statements of Current Fund Revenues, Expenses and Other Changes in Net Assets
For the Fiscal Years Ended June 30, 2009 and 2008**

	Current Year			2008 Total
	Unrestricted	Restricted	Total	
Other Transfers and Additions (Deductions)				
Transfer to Plant Fund	\$ -	\$ -	\$ -	\$ -
Transfer to Debt Retirement Construction Fund	(1,238,100)	-	(1,238,100)	(1,237,250)
Transfer to Building & Construction Fund	(1,593,767)	-	(1,593,767)	(1,337,559)
Transfer to Capital Improvement Fund	(182,256)	-	(182,256)	(75,000)
Interfund	(77,783)	77,783	-	-
Total other transfers and additions (deductions)	(3,091,906)	77,783	(3,014,123)	(2,649,809)
Net Increase (Decrease) in Net Assets	\$ (669,692)	\$ (1,789,168)	\$ (2,458,860)	\$ 4,944,417

WASHBURN UNIVERSITY
NOTES TO FINANCIAL STATEMENTS
June 30, 2009

1. Summary of Significant Accounting Policies

Accrual Basis – The financial statements of Washburn University have been prepared on the accrual basis. The University has adopted the requirements of Governmental Accounting Statement No. 35, *Basic Financial Statements – and Management’s Discussion and Analysis – for Public Colleges and Universities*. The most significant differences between this Financial Report and reports for fiscal years before 2002-2003 are (1) depreciation on capital assets is recorded; (2) summer school tuition is reflected in the period to which it applies; and (3) certain amounts held by Washburn Endowment Association for the benefit of the University are recorded in the University’s accounting records.

The statement of current fund revenues, expenditures and other changes is a statement of financial activities of current funds related to the current reporting period. It does not purport to present the results of operations or the net income or loss for the period as would a statement of income or a statement of revenues and expenses.

To the extent current funds are used to finance capital assets, the amounts provided are accounted for as (1) expenditures, if such expenditures do not meet the applicable capitalization thresholds specified in the University’s capital asset policy; (2) mandatory transfers, in the case of required provisions for debt amortization and interest, and equipment renewal and replacement; and (3) non-mandatory transfers for all other cases.

Fund Accounting – To ensure observance of limitations and restrictions placed on the use of resources available to the University, the accounting records of the University are maintained in accordance with the principles of “fund accounting.” This is the procedure by which resources for various purposes are classified for accounting and reporting purposes into funds in accordance with activities or objectives specified. Separate accounts are maintained for each fund.

Externally restricted funds may only be utilized in accordance with the purposes established by the source of such funds and are in contrast with unrestricted funds over which the governing board retains full control to use in achieving any of its institutional purposes.

Endowment funds are subject to the restrictions of gift instruments requiring the principal be invested in perpetuity and only the income expended.

All gains and losses arising from the sale, collection, or other disposition of investments and other non-cash assets are accounted for in the fund that owned such assets. Ordinary income derived from investments, receivables, and the like is accounted for in the fund owning such assets, except for income derived from investments of endowment and similar funds. This income is accounted for in the fund to which it is restricted or, if unrestricted, as revenues in unrestricted current funds.

All other unrestricted revenue is accounted for in the unrestricted current fund. Restricted gifts, grants, appropriations, endowment income and other restricted resources are accounted for in the appropriate restricted funds. Restricted current funds are reported as revenues and expenditures for current operating purposes.

This report includes the funds and accounts of Washburn University only. The funds and accounts of Washburn Institute of Technology are included in a separate report.

Income Taxes – The University is a municipal entity and is not subject to income taxes.

2. Investments

Investments, exclusive of capital assets, are recorded at fair market value. Investments in funds other than endowment consisted of certificates of deposit and investments in the state's overnight municipal investment pool, the cost of which approximates market.

3. Ancillary Corporations

The Washburn Endowment Association is corporately and financially separate from Washburn University, with a separate Board of Trustees, separate investments, and separate accounting funds. The net income of Washburn Endowment Association is used to finance a portion of the operations of Washburn University.

Other foundations and corporations external to Washburn University, but which support and aid Washburn's mission, are the Washburn Law School Foundation, the Washburn Law School Association, the International Center, Inc., and the Mulvane Art Center, Inc.

FUND 1
GENERAL FUND

TABLE OF CONTENTS

I. General Reports

Balance Sheets	1-1
Statement of Changes in Net Assets.....	1-2
Budget and Operating Statements	1-3 — 1-4
Detail of Departmental Expenses	1-5 — 1-9

II. Special Reports

A. Auxiliary Operations

Analysis of Residence Hall Operations	1-10 — 1-11
Analysis of Memorial Union Operations	1-12
Analysis of Memorial Union Dining Services Operations	1-13
Analysis of Memorial Union Bookstore Operations	1-14

B. Other General Fund Operating Results

Analysis of KTWU-Public Television Channel 11.....	1-15
Analysis of Athletic Revenue and Expenses	1-16
Analysis of School of Law Revenue and Expenses	1-17
Analysis of Facilities Services Expenditures	1-18 — 1-21

**WASHBURN UNIVERSITY
GENERAL FUND**

**Balance Sheets
June 30, 2009 and 2008**

	<u>2009</u>	<u>2008</u>
ASSETS		
Checking accounts	\$ 229,530	\$ (168,468)
Short-term investments	8,544,696	8,316,250
University operating change account	12,072	16,600
University petty cash account	50	50
	<u>8,786,348</u>	<u>8,164,432</u>
Receivables and prepaids:		
Sales tax	3,181,728	2,331,303
Book publishers	111,279	129,477
Accrued interest revenue	54,855	102,421
WEA	144,805	230,618
Student	3,783,853	3,475,676
Chartwells	300,000	300,000
Others	143,163	133,452
NSF checks	3,851	3,851
Prepaid expenses	762,317	616,979
Due from Washburn Institute of Technology	170,697	-
	<u>8,656,549</u>	<u>7,323,778</u>
Inventories:		
Fuel, oil - Facilities Services	27,419	1,555
Repair and janitorial supplies - Facilities Services	162,269	170,161
Unissued office supplies	25,143	26,229
Bookstore	685,174	627,617
Ichabod Service Center	3,219	4,328
	<u>903,225</u>	<u>829,891</u>
TOTAL ASSETS	\$ 18,346,122	\$ 16,318,102
LIABILITIES		
Accounts payable and payroll-related liabilities	\$ 5,922,815	\$ 3,216,848
Deferred revenue	971,447	874,737
Bank loan deposits	91	5,138
Prepaid student fees	266	(21)
Prepaid law student deposits	47,450	22,100
Prepaid residence hall deposits and rent	145,047	154,453
Prepaid iCard	85,704	94,513
Prepaid athletic tickets and other	215,004	251,495
Due to Washburn Institute of Technology	6,439	-
	<u>7,394,263</u>	<u>4,619,263</u>
NET ASSETS		
Residential Living operations	372,805	212,469
Memorial Union operations	1,046,706	897,111
Educational and General operations	9,532,348	10,589,259
	<u>10,951,859</u>	<u>11,698,839</u>
TOTAL LIABILITIES AND NET ASSETS	\$ 18,346,122	\$ 16,318,102

**WASHBURN UNIVERSITY
GENERAL FUND**

**Statement of Changes in Net Assets
For the Fiscal Year Ended June 30, 2009**

	<u>Educational and General</u>	<u>Auxiliary Enterprises</u>	<u>Total General Fund</u>
Beginning Net Assets, June 30, 2008	\$ 10,589,259	\$ 1,109,580	\$ 11,698,839
<u>Additions</u>			
Operating income, page 1-3	<u>72,583,256</u>	<u>6,564,700</u>	<u>79,147,956</u>
Total balance and additions	<u>83,172,515</u>	<u>7,674,280</u>	<u>90,846,795</u>
<u>Deductions</u>			
Operating expenditures, page 1-4	73,633,074	5,016,669	78,649,743
Memorial Union transfer for debt service	-	200,000	200,000
Residential Living transfer for debt service	<u>-</u>	<u>1,038,100</u>	<u>1,038,100</u>
Total deductions	<u>73,633,074</u>	<u>6,254,769</u>	<u>79,887,843</u>
<u>Transfer</u>			
Move capitalization entry to restricted fund	<u>(7,093)</u>	<u>-</u>	<u>(7,093)</u>
Net Assets, June 30, 2009	<u>\$ 9,532,348</u>	<u>\$ 1,419,511</u> (1)	<u>\$ 10,951,859</u>

(1) \$372,805 for Residential Living and \$1,046,706 for Memorial Union.

***Budget and Operating Statements
For the Fiscal Year Ended June 30, 2009***

Revenues and Transfers In	Budget	Actual	Over or (Under) Budget
Tuition and Fees			
Tuition and fees	\$ 40,122,611	\$ 37,849,424	\$ (2,273,187)
Non-credit course fees	203,000	207,057	4,057
Law School continuing education	26,550	15,475	(11,075)
Law School admission deposits earned	35,000	37,387	2,387
Graduate program application fees	-	5,000	5,000
Music private lessons	17,000	15,993	(1,007)
Other fees	460,200	287,799	(172,401)
Total Tuition and Fees	<u>40,864,361</u>	<u>38,418,134</u>	<u>(2,446,227)</u>
Provision for Uncollectible Student Accounts	<u>-</u>	<u>(255,735)</u>	<u>(255,735)</u>
Endowment Income			
Washburn Endowment Assoc. unrestricted	601,000	489,908	(111,092)
Washburn Endowment Assoc. restricted (other than scholarships)	720,193	144,449	(575,744)
Washburn University unrestricted	103,625	100,003	(3,622)
Washburn University restricted	26,110	-	(26,110)
Washburn University current gift	-	6,000	6,000
Total Endowment Income	<u>1,450,928</u>	<u>740,360</u>	<u>(710,568)</u>
Taxes			
Sales taxes	18,150,719	18,148,625	(2,094)
Total Taxes	<u>18,150,719</u>	<u>18,148,625</u>	<u>(2,094)</u>
Transfer from Smoothing Fund	<u>-</u>	<u>2,094</u>	<u>2,094</u>
State Aid Operations Grant (1)	<u>12,512,731</u>	<u>11,980,940</u>	<u>(531,791)</u>
KTWU income	2,458,717	2,396,499	(62,218)
Athletic income	313,900	314,409	509
Miscellaneous income	159,700	493,466	333,766
Investment income	995,000	344,463	(650,537)
Total Educational and General	<u>76,906,056</u>	<u>72,583,256</u>	<u>(4,322,800)</u>
Auxiliary Enterprises			
Residential Living	2,212,346	2,272,277	59,931
Memorial Union operations	3,772,200	3,942,423	170,223
Memorial Union membership dues	350,000	350,000	-
Total Auxiliary Enterprises	<u>6,334,546</u>	<u>6,564,700</u>	<u>230,154</u>
TOTAL REVENUE	<u>\$ 83,240,602</u>	<u>\$ 79,147,956</u>	<u>\$ (4,092,646)</u>

***Budget and Operating Statements
For the Fiscal Year Ended June 30, 2009***

Expenses and Transfers Out	Budget	Actual	Over or (Under) Budget
Educational and General			
Instruction	\$ 36,919,630	\$ 35,021,059	\$ (1,898,571)
Research	46,527	43,385	(3,142)
Public service	2,833,247	2,768,392	(64,855)
Academic support	10,940,631	10,645,777	(294,854)
Student services	7,315,852	7,116,554	(199,297)
Institutional support	6,244,959	5,764,160	(480,799)
Employee benefits	1,349,027	1,019,043	(329,985)
Maintenance of plant	5,567,979	5,222,533	(345,446)
Utilities	1,695,000	2,060,904	365,904
Total Educational and General	72,912,851	69,661,807	(3,251,044)
Mandatory transfers	266,790	177,819	(88,971)
Non-mandatory transfers, Education and General	1,261,818	1,325,038	63,220
Scholarships	2,551,643	2,468,410	(83,233)
Total Educational and General, Transfers, and Scholarships	76,993,102	73,633,074	(3,360,028)
Auxiliary Enterprises			
Residential Living	1,220,152	1,073,841	(146,311)
Residential Living transfer for debt service	1,038,100	1,038,100	-
Memorial Union operations	4,167,084	3,942,828	(224,256)
Memorial Union transfer for debt service	200,000	200,000	-
Total Auxiliary Enterprises	6,625,335	6,254,769	(370,567)
BUDGET REDUCTIONS	1,422,165	-	(1,422,165)
TOTAL EXPENSES	\$ 85,040,602	\$ 79,887,843	\$ (5,152,759)

(1) All of the State Operating Grant applies to instruction, one of the operating expense categories in the General Fund.

**Departmental Expenses
For the Fiscal Year Ended June 30, 2009**

1-5

	<u>Salaries & Wages</u>	<u>Benefits</u>	<u>Operating Expense</u>	<u>Equipment</u>	<u>Total Expenses</u>	<u>Adjusted Budget</u>	<u>Unexpended Budget</u>
Academic Programs							
College of Arts & Sciences - Dean	\$ 479,218	\$ 127,455	\$ 99,686	\$ 5,488	\$ 711,847	\$ 796,257	\$ 84,410
Engineering	-	-	26	-	26	-	(26)
Center for Diversity Study	-	-	1,308	-	1,308	5,000	3,692
Center for Kansas Studies	-	-	6,087	-	6,087	6,100	13
Mock Trial	15,103	414	27,774	-	43,291	45,011	1,720
Tutoring	5,155	-	-	-	5,155	6,514	1,359
Art	524,187	129,191	17,131	3,633	674,142	680,568	6,426
Theatre	395,558	99,694	38,536	-	533,788	533,914	126
Music	888,657	232,160	49,113	2,854	1,172,784	1,231,049	58,265
Mass Media	432,111	112,761	6,420	1,332	552,624	558,750	6,126
Artist in Residence	17,006	4,206	-	-	21,211	21,213	1
Communication	504,801	140,408	103,872	-	749,081	758,158	9,077
English	1,169,215	291,269	9,072	983	1,470,539	1,514,413	43,874
Modern Languages	417,884	99,623	3,878	-	521,385	524,482	3,097
Philosophy	354,233	92,324	3,090	-	449,647	450,626	979
History	419,753	116,487	5,168	-	541,408	556,906	15,498
Honors Program	-	-	-	-	-	5,591	5,591
Political Science (2)	547,564	140,404	5,775	329	694,072	699,232	5,160
Psychology	680,972	150,732	8,970	3,903	844,577	895,880	51,303
Sociology and Anthropology	473,459	129,789	5,325	-	608,573	614,155	5,582
Leadership Institute (2)	120,198	26,116	52,982	2,716	202,012	250,382	48,370
Mathematics and Statistics	852,647	225,376	6,526	575	1,085,124	1,086,251	1,127
Computer Information Sciences	764,861	185,717	3,803	6,902	961,283	961,842	559
Chemistry	467,015	124,085	28,868	6,617	626,585	626,949	364
Biology	796,971	187,572	43,687	1,422	1,029,652	1,035,363	5,711
Physics and Astronomy	318,576	79,959	7,091	1,260	406,886	453,885	46,999
Education	1,054,141	264,167	39,557	452	1,358,317	1,368,158	9,841
Health, Physical Education & Exercise Science	548,801	129,546	25,067	7,898	711,312	793,368	82,056
School of Business	3,471,054	745,348	173,537	48,056	4,437,995	4,548,852	110,857
School of Nursing	1,714,117	456,817	281,964	700	2,453,598	2,487,815	34,217
School of Law (2)	5,381,525	1,137,537	687,035	39,308	7,245,405	7,602,363	356,958

**Departmental Expenses
For the Fiscal Year Ended June 30, 2009**

	<u>Salaries & Wages</u>	<u>Benefits</u>	<u>Operating Expense</u>	<u>Equipment</u>	<u>Total Expenses</u>	<u>Adjusted Budget</u>	<u>Unexpended Budget</u>
<u>Academic Programs (continued)</u>							
PLAN	\$ 35,796	\$ 12,510	\$ 3,922	\$ -	\$ 52,228	\$ 63,806	\$ 11,578
Division of Continuing Education	344,942	78,218	147,036	1,056	571,252	594,288	23,036
Academic Summer	-	-	6,098	-	6,098	98,957	92,860
School of Applied Studies - Dean	366,249	92,692	87,729	319	546,989	674,041	127,052
Allied Health	972,711	235,690	29,641	1,693	1,239,735	1,321,195	81,460
Human Services	401,070	91,972	31,035	-	524,077	519,071	(5,006)
Transformational Experience (2)	-	1,157	9,782	220	11,159	470,932	459,773
Center for Community Service Learning	98,196	24,763	-	-	122,959	122,996	37
Office, Legal and Technology	309,057	68,445	6,468	150	384,120	415,185	31,065
Social Work	664,051	175,323	14,379	1,501	855,254	859,043	3,789
Criminal Justice	475,984	99,866	11,481	145	587,476	661,069	73,593
Total Academic Programs	26,482,838	6,309,792	2,088,917	139,512	35,021,059	36,919,630	1,898,570
<u>Research, Academic Support & Public Service</u>							
Research	1,085	24	39,089	3,187	43,385	46,527	3,142
KTWU	1,187,604	371,893	1,197,566	11,329	2,768,392	2,833,247	64,855
Mulvane Art Museum	195,183	74,352	5,487	-	275,023	276,041	1,018
Sunflower Music Festival	-	-	26,394	96	26,490	26,500	10
Law School Advancement	33,178	11,767	29,347	1,206	75,498	107,535	32,037
University Library	977,603	272,237	682,965	257,765	2,190,570	2,231,985	41,415
Law Library	1,032,394	257,970	245,707	1,172,172	2,708,244	2,932,475	224,231
International Programs	258,968	75,774	114,780	-	449,522	449,692	170
Information Systems & Services (ISS)	2,099,665	592,508	1,044,852	179,796	3,916,821	3,893,993	(22,828)
CUSP	473,225	141,764	22,172	302	637,463	648,504	11,041
Faculty Development	-	-	6,798	484	7,282	8,083	801
Curriculum Development	-	-	13,972	5,801	19,774	19,902	128
Career Services	174,426	49,225	5,177	-	228,829	230,224	1,395
Counseling	87,458	20,755	2,050	-	110,262	115,696	5,434
Total Research, etc.	6,520,790	1,868,268	3,436,357	1,632,139	13,457,554	13,820,405	362,851

1
51

**Departmental Expenses
For the Fiscal Year Ended June 30, 2009**

1-7

	<u>Salaries & Wages</u>	<u>Benefits</u>	<u>Operating Expense</u>	<u>Equipment</u>	<u>Total Expenses</u>	<u>Adjusted Budget</u>	<u>Unexpended Budget</u>
Student Services							
Vice President - Student Life	\$ 228,038	\$ 54,389	\$ 75,293	\$ 144	\$ 357,865	\$ 386,818	\$ 28,954
Student Activities and Greek Life	131,802	40,648	34,873	619	207,942	209,666	1,724
Multicultural Affairs	77,564	23,835	5,170	-	106,570	112,753	6,184
Student Health Services	214,680	50,549	17,125	-	282,354	305,120	22,766
Student Services	73,761	28,151	18,472	-	120,384	139,651	19,267
Student Recreation and Wellness Center	317,984	56,485	41,786	17,501	433,756	483,378	49,622
Dean of Enrollment Management	173,089	29,292	650,277	129	852,787	950,587	97,800
Admissions	429,438	118,353	442,381	5,637	995,809	1,054,475	58,666
University Registrar	413,166	130,971	27,580	5,691	577,409	592,224	14,815
Financial Aid (2)	377,333	129,678	32,206	-	539,217	592,619	53,402
Athletics	446,735	111,719	92,744	-	651,198	675,712	24,514
Sports Information Director	81,709	20,951	18,026	-	120,687	119,415	(1,272)
Basketball - Men	156,114	30,807	74,473	-	261,395	244,390	(17,004)
Basketball - Women	135,221	28,984	90,017	43	254,265	234,702	(19,563)
Football	344,901	95,468	139,810	240	580,420	545,823	(34,597)
Baseball	54,905	14,603	44,041	-	113,548	102,539	(11,009)
Softball	54,420	13,826	46,085	-	114,331	98,826	(15,505)
Volleyball	90,731	25,448	55,360	280	171,819	144,997	(26,823)
Tennis-Men	25,625	9,272	16,250	-	51,147	49,772	(1,375)
Tennis-Women	26,688	6,935	12,187	-	45,809	47,435	1,626
Golf	27,000	4,718	31,724	-	63,442	48,418	(15,024)
Soccer	47,087	15,178	30,610	-	92,875	89,615	(3,260)
Baseball - Camp	3,460	692	470	-	4,622	692	(3,930)
Basketball Camp - Men	49,032	3,909	(2,932)	-	50,009	47,148	(2,861)
Basketball Camp - Women	3,049	253	672	-	3,975	7,053	3,078
Basketball Summer League - Men	-	-	-	-	-	11,624	11,624
Basketball Summer League - Women	6,699	704	1,026	-	8,430	16,204	7,775
Football Camp	25,744	2,859	4,887	-	33,490	2,859	(30,631)
Tennis Camp	-	-	1,791	-	1,791	-	(1,791)
Soccer Camp	770	-	378	-	1,148	-	(1,148)
Soccer Summer Clinic	600	-	-	-	600	-	(600)
Volleyball Camp	13,464	1,335	2,663	-	17,463	1,335	(16,128)
Total Student Services	4,030,808	1,050,014	2,005,447	30,285	7,116,554	7,315,852	199,297

**Departmental Expenses
For the Fiscal Year Ended June 30, 2009**

0-1

	<u>Salaries & Wages</u>	<u>Benefits</u>	<u>Operating Expense</u>	<u>Equipment</u>	<u>Total Expenses</u>	<u>Adjusted Budget</u>	<u>Unexpended Budget</u>
<u>General Institutional Support</u>							
President's Office	\$ 421,973	\$ 85,783	\$ 130,141	\$ 2,379	\$ 640,276	\$ 669,700	\$ 29,424
University Counsel and Board of Regents	114,538	27,347	20,812	-	162,697	154,489	(8,208)
Governmental Relations	155,737	39,546	100	-	195,384	194,890	(493)
Institutional Research	173,899	56,414	12,347	166	242,825	250,664	7,839
University Relations	155,519	48,452	175,902	-	379,874	295,160	(84,714)
Alumni	173,222	54,040	72,237	-	299,499	286,993	(12,506)
Vice President - Academic Affairs	452,622	110,805	273,455	7,310	844,192	1,037,543	193,351
Vice President - Administration and Treasurer	394,564	89,428	60,370	1,510	545,872	617,050	71,179
Business Services	434,151	114,719	40,841	630	590,341	585,138	(5,203)
Finance Office	561,428	167,127	61,757	429	790,742	792,906	2,164
Human Resources	210,148	61,374	42,106	-	313,628	315,278	1,649
Employee Wellness	43,293	12,991	26,326	-	82,610	100,432	17,822
University Mail and Printing Services	253,604	97,343	(95,979)	11,581	266,548	391,381	124,833
University Scheduling	24,792	10,647	5,519	-	40,958	42,095	1,137
Miscellaneous and General Expense	-	-	299,069	-	299,069	400,014	100,945
Other	-	-	69,645	-	69,645	111,225	41,580
Total Institutional Support	3,569,490	976,017	1,194,648	24,004	5,764,160	6,244,959	480,799
<u>Operation and Maintenance of Plant</u>							
Facilities Services	471,300	192,848	928,878	15,690	1,608,716	1,611,755	3,039
Bargaining Unit	1,495,968	598,241	1,800	-	2,096,008	2,195,740	99,731
Custodial - Petro	166,397	58,104	17,962	-	242,463	214,185	(28,278)
Custodial - Union/BTC/Chapel	39,306	16,713	198	-	56,217	53,211	(3,006)
Property-related Insurance	-	-	200,826	-	200,826	415,000	214,174
Utilities	-	-	2,060,904	-	2,060,904	1,695,000	(365,904)
Police	738,806	234,765	41,787	2,945	1,018,303	1,078,088	59,785
Total Operation and Maintenance of Plant	2,911,777	1,100,671	3,252,354	18,635	7,283,437	7,262,979	(20,458)
<u>Other</u>							
Employee Benefits (1)	-	1,019,043	-	-	1,019,043	1,349,027	329,985
Scholarships	-	-	2,468,410	-	2,468,410	2,551,643	83,233
Mandatory Transfers	-	-	177,819	-	177,819	266,790	88,971
Non Mandatory Transfers	-	-	1,325,038	-	1,325,038	1,261,818	(63,220)
TOTAL EDUCATION/GENERAL/TRANSFER	43,515,702	12,323,806	15,948,991	1,844,575	73,633,074	76,993,102	3,360,027

**Departmental Expenses
For the Fiscal Year Ended June 30, 2009**

	<u>Salaries & Wages</u>	<u>Benefits</u>	<u>Operating Expense</u>	<u>Equipment</u>	<u>Total Expenses</u>	<u>Adjusted Budget</u>	<u>Unexpended Budget</u>
Auxiliary Services							
Residential Living	\$ 90,447	\$ 28,108	\$ 54,122	\$ -	\$ 172,677	\$ 176,546	\$ 3,869
West Hall	900	-	34,759	-	35,659	48,421	12,762
Kuehne Hall	400	-	34,350	-	34,750	49,879	15,129
Living Learning Center	81,455	12,862	466,198	74	560,589	626,679	66,089
Washburn Village	46,243	8,126	215,146	651	270,166	318,627	48,461
Dining Services	-	-	185,619	5,899	191,518	200,000	8,482
Convenience Stores	-	-	11	-	11	-	(11)
Vending and Concessions	-	-	1,076	-	1,076	2,000	924
Ichabod Service Center	59,664	20,629	33,597	3,212	117,102	169,826	52,724
Bookstore	395,388	128,309	2,636,077	6,730	3,166,504	3,228,040	61,536
Memorial Union	221,730	92,200	144,862	7,825	466,617	567,218	100,601
Non Mandatory Transfers	-	-	1,238,100	-	1,238,100	1,238,100	-
Mandatory Transfers	-	-	-	-	-	-	-
TOTAL AUXILIARY SERVICES	896,229	290,234	5,043,916	24,391	6,254,769	6,625,335	370,566
BUDGET REDUCTIONS						1,422,165	1,422,165
TOTAL					\$ 79,887,843	\$ 85,040,602	\$ 5,152,758

1
6

(1) Adjusted Budget includes \$248,112 of employee benefits budgeted in general fund, but charged to grant and other restricted funds.

(2) Excludes Adjusted Budget and Total Expenses for scholarships paid from departmental budget. These amounts were reclassified to the scholarship line of this report as follows:

Department	Adjusted Budget	Total Expenses
Transformational Experience	10,000	76,900
Political Science	6,000	3,600
School of Law	700,000	700,000
Leadership Institute	21,102	21,050
Financial Aid	-	1

**Analysis of Residence Hall Operations
For the Fiscal Years Ended June 30, 2009 and 2008**

	Living Learning Center		Kuehne Hall		West Hall		Washburn Village	
	2009	2008	2009	2008	2009	2008	2009	2008
INCOME								
Budgeted income	\$ 1,198,098	\$ 1,230,946	\$ 89,740	\$ 84,575	\$ 97,060	\$ 94,135	\$ 827,448	\$ 783,511
Net income from room rental	1,088,682	970,996	74,707	74,263	72,691	76,326	836,407	823,415
Reimbursement - EE benefits	12,862	7,638	-	-	-	-	8,126	10,147
Receipts from vending machines, guests, etc.	95,269	107,719	4,676	5,992	3,670	4,484	41,079	31,903
Total Income	1,196,813	1,086,353	79,384	80,255	76,360	80,810	885,612	865,465
EXPENSES								
Salaries, director and resident assistants	81,455	81,189	400	18	900	1,360	46,243	55,917
Salaries, custodial	104,728	102,523	5,405	4,230	5,669	3,235	21,700	24,814
Benefits	12,862	7,638	-	-	-	-	8,126	10,147
Scholarships	25,424	42,928	2,590	4,806	2,590	4,806	20,080	23,520
Insurance	15,816	17,957	1,197	1,398	1,197	1,398	11,180	13,295
Utilities, telephone and cable	279,104	272,861	22,747	17,689	22,031	17,647	144,746	133,017
Memberships	-	-	-	-	-	-	-	-
Repairs and operating supplies	26,481	21,714	1,451	1,522	3,273	1,560	10,481	8,588
Laundry	1,558	1,151	-	-	-	-	-	6
Contracted services	13,162	18,474	960	2,355	-	2,651	7,610	4,799
Travel	-	-	-	-	-	-	-	-
Total Expense	560,589	566,435	34,750	32,018	35,659	32,656	270,166	274,102
Net Operating Income	636,224	519,918	44,633	48,237	40,701	48,154	615,446	591,363
Debt Service	500,000	500,000	-	-	-	-	538,100	537,250
Other Transfers	-	-	-	-	-	-	-	-
NET INCOME	\$ 136,224	\$ 19,918	\$ 44,633	\$ 48,237	\$ 40,701	\$ 48,154	\$ 77,346	\$ 54,113

Note: LLC budgeted income includes summer conferences and summer housing. "Net income from room rental" also includes additional nights.

Continued on page 1-11

**Analysis of Residence Hall Operations
For the Fiscal Years Ended June 30, 2009 and 2008**

	<u>Total Residence Halls (page 1-10)</u>		<u>Administrative</u>		<u>Total Residential Living</u>	
	<u>2009</u>	<u>2008</u>	<u>2009</u>	<u>2008</u>	<u>2009</u>	<u>2008</u>
INCOME						
Budgeted income	\$ 2,212,346	\$ 2,193,167	\$ -	\$ -	\$ 2,212,346	\$ 2,193,167
Net income from room rental	\$ 2,072,487	\$ 1,945,000	\$ -	\$ -	\$ 2,072,487	\$ 1,945,000
Reimbursement - EE benefits	20,987	17,785	28,108	27,385	49,095	45,170
Receipts from vending machines, forfeited initial payments, guests, etc.	144,694	150,098	6,000	4,700	150,694	154,798
Total Income	<u>2,238,169</u>	<u>2,112,883</u>	<u>34,108</u>	<u>32,085</u>	<u>2,272,277</u>	<u>2,144,968</u>
EXPENSES						
Salaries, director and resident assistants	128,999	138,483	90,447	94,289	219,446	232,773
Salaries, custodial	137,502	134,802	-	-	137,502	134,802
Benefits	20,987	17,785	28,108	27,385	49,095	45,170
Scholarships	50,684	76,060	28,820	3,530	79,504	79,590
Insurance	29,390	34,048	-	-	29,390	34,048
Utilities, telephone and cable	468,628	441,213	2,270	2,344	470,898	443,557
Memberships	-	-	-	484	-	484
Repairs and operating supplies	41,685	33,384	21,637	26,904	63,322	60,288
Laundry	1,558	1,157	414	-	1,972	1,157
Contracted services	21,732	28,279	8	367	21,740	28,647
Travel	-	-	972	2,784	972	2,784
Total Expense	<u>901,165</u>	<u>905,212</u>	<u>172,676</u>	<u>158,087</u>	<u>1,073,841</u>	<u>1,063,299</u>
Net Operating Income	1,337,004	1,207,672	(138,569)	(126,003)	1,198,436	1,081,669
Debt Service	1,038,100	1,037,250	-	-	1,038,100	1,037,250
Other Transfers	-	-	-	-	-	-
NET INCOME	<u>\$ 298,904</u>	<u>\$ 170,422</u>	<u>\$ (138,569)</u>	<u>\$ (126,003)</u>	<u>\$ 160,336</u>	<u>\$ 44,419</u>

1-11

**WASHBURN UNIVERSITY
GENERAL FUND**

**Analysis of Memorial Union Operations
For the Fiscal Year Ended June 30, 2009**

	<u>Dining Services</u>	<u>Convenience Operations</u>	<u>Vending & Concessions</u>	<u>iCard Center</u>	<u>Bookstore</u>	<u>Student Union Activities</u>	<u>Total</u>
GROSS SALES	\$ -	\$ -	\$ -	\$ 20,208	\$ 3,321,158	\$ 30,370	\$ 3,371,736
Cost of goods sold	-	11	-	1,109	2,444,469	-	2,445,589
Gross Profit	-	(11)	-	19,100	876,688	30,370	926,147
EXPENSES							
Salaries	-	-	-	59,664	395,388	221,730	676,783
Benefits	-	-	-	16,013	75,768	75,768	167,550
Other personnel costs	-	-	-	4,616	16,432	16,432	37,480
Total personnel costs	-	-	-	80,294	487,589	313,931	881,813
Services	17,955	-	-	4,854	57,829	48,849	129,487
Supplies and operating	677	-	1,076	4,728	19,768	17,553	43,803
Telephone	4,158	-	-	931	4,332	1,023	10,444
Credit card expense	-	-	-	1,543	36,790	-	38,333
Advertising and marketing	-	-	-	3,043	11,236	318	14,597
Equipment and building space rental	748	-	-	-	-	3,043	3,791
Maintenance	38,339	-	-	16,191	25,172	3,530	83,233
Equipment	5,899	-	-	3,212	3,731	7,090	19,932
Computer software	-	-	-	-	2,999	735	3,734
Utilities	117,949	-	-	-	18,103	59,861	195,914
Insurance	3,917	-	-	261	1,958	6,918	13,054
Travel	1,281	-	-	386	9,485	2,485	13,637
Tuition and program fees	-	-	-	-	-	-	-
Conference and seminar registration	595	-	-	-	3,585	1,280	5,460
Dues, memberships, and subscriptions	-	-	-	550	2,965	-	3,515
Other	-	-	-	-	-	-	-
TOTAL OPERATING EXPENSES	<u>191,518</u>	<u>-</u>	<u>1,076</u>	<u>115,993</u>	<u>685,543</u>	<u>466,616</u>	<u>1,460,747</u>
NET INCOME (LOSS) FROM OPERATIONS	(191,518)	(11)	(1,076)	(96,893)	191,145	(436,246)	(534,600)
Other Income:							
Student Union membership fees	-	-	-	-	-	350,000	350,000
Miscellaneous income	38,699	-	1,316	11,922	12,026	2,668	66,631
Commission income	138,036	-	-	-	24,366	-	162,402
Commission income - vending	-	-	100,132	-	-	-	100,132
Reimbursement for employee benefits	-	-	-	20,629	92,200	92,200	205,030
NET INCOME (LOSS) BEFORE DEBT SERVICE	(14,783)	(11)	100,372	(64,342)	319,737	8,622	349,595
Transfer to debt service	-	-	-	-	-	(200,000)	(200,000)
NET INCOME (LOSS)	<u>\$ (14,783)</u>	<u>\$ (11)</u>	<u>\$ 100,372</u>	<u>\$ (64,342)</u>	<u>\$ 319,737</u>	<u>\$ (191,378)</u>	<u>\$ 149,595</u>

**WASHBURN UNIVERSITY
GENERAL FUND**

**Analysis of Memorial Union Dining Services Operations
For the Fiscal Years Ended June 30, 2009 and 2008**

	<u>2009</u>	<u>2008</u>
<u>REVENUE</u>		
Gross sales	\$ -	\$ -
Less:		
Cost of goods sold	-	-
Gross profit	<u>-</u>	<u>-</u>
<u>EXPENSES</u>		
Salaries	-	4,033
Benefits	-	(3,524)
Other personnel costs	-	364
Total personnel costs	<u>-</u>	<u>873</u>
Services	17,955	12,175
Supplies and operating expenses	677	1,713
Telephone	4,158	3,092
Advertising and marketing	-	-
Credit card expense	-	-
Building and equipment repairs and maintenance	38,339	35,497
Equipment rental	748	1,084
Equipment	5,899	16,028
Utilities	117,949	110,698
Insurance	3,917	4,249
Travel	1,281	1,154
Conference and seminar registration	595	-
Dues, memberships and subscriptions	-	-
Other	-	-
Total Expenses	<u>191,518</u>	<u>186,564</u>
NET LOSS FROM OPERATIONS	(191,518)	(186,564)
<u>OTHER ACTIVITY</u>		
Chartwells commission income	138,036	132,232
Miscellaneous income	38,699	18,361
Employee benefit reimbursement	-	(3,159)
NET LOSS	<u>\$ (14,783)</u>	<u>\$ (39,130)</u>

**WASHBURN UNIVERSITY
GENERAL FUND**

**Analysis of Memorial Union Bookstore Operations
For the Fiscal Years Ended June 30, 2009 and 2008**

	2009		2008	
	Amount	%	Amount	%
Sales: BOOKS AND PAPERBACKS	\$ 2,783,130	100.0%	\$ 2,578,845	100.0%
Cost of Goods Sold	2,117,394	76.1%	1,996,800	77.4%
Gross Profit	<u>\$ 665,736</u>	<u>23.9%</u>	<u>\$ 582,045</u>	<u>22.6%</u>
Sales: INSTRUCTIONAL SUPPLIES/SUNDRY	\$ 111,918	100.0%	\$ 108,212	100.0%
Cost of Goods Sold	71,745	64.1%	74,485	68.8%
Gross Profit	<u>\$ 40,173</u>	<u>35.9%</u>	<u>\$ 33,727</u>	<u>31.2%</u>
Sales: COMPUTER SALES	\$ 99,763	100.0%	\$ 91,193	100.0%
Cost of Goods Sold	64,307	64.5%	73,490	80.6%
Gross Profit	<u>\$ 35,457</u>	<u>35.5%</u>	<u>\$ 17,703</u>	<u>19.4%</u>
Sales: IMPRINTED GOODS	\$ 326,346	100.0%	\$ 341,007	100.0%
Cost of Goods Sold	191,023	58.5%	212,654	62.4%
Gross Profit	<u>\$ 135,323</u>	<u>41.5%</u>	<u>\$ 128,353</u>	<u>37.6%</u>
TOTAL SALES	\$ 3,321,158	100.0%	\$ 3,119,257	100.0%
Total Cost of Goods Sold	2,444,469	73.6%	2,357,429	75.6%
Gross Profit	<u>\$ 876,688</u>	<u>26.4%</u>	<u>\$ 761,828</u>	<u>24.4%</u>
EXPENSES				
Salaries	395,388		384,919	
Benefits	102,666		98,417	
Other personnel costs	25,643		24,811	
Total personnel costs	<u>523,697</u>		<u>508,147</u>	
Services	57,829		20,818	
Supplies and operating expenses	19,768		50,581	
Telephone	4,332		4,632	
Advertising and marketing	11,236		11,401	
Credit card expense	36,790		34,653	
Building and equipment repairs/maintenance	25,172		19,654	
Computer software	2,999		2,843	
Tuition and program fees	-		4,197	
Utilities	18,103		15,603	
Insurance	1,958		2,125	
Travel	9,485		13,712	
Conference and seminar registration	3,585		4,585	
Dues, memberships and subscriptions	2,965		2,847	
Equipment	3,731		2,768	
Transfer funding for blinds to restricted fund	-		3,320	
Other	147		633	
Total Expenses	<u>721,799</u>		<u>702,518</u>	
NET INCOME FROM OPERATIONS	154,890		59,310	
OTHER ACTIVITY				
Miscellaneous income	12,173		12,998	
Commission income	24,366		27,904	
Employee benefit reimbursement	128,309		123,228	
NET INCOME	<u>\$ 319,737</u>		<u>\$ 223,440</u>	

**WASHBURN UNIVERSITY
GENERAL FUND**

**Analysis of KTWU - Public Television Channel 11
For the Year Ended June 30, 2009**

	Budget	Actual
REVENUE		
Underwriting	\$ 229,000	\$ 203,441
Friends of KTWU	837,800	852,681
Special projects (Auction)	175,000	42,125
CPB/Community Services Grant/PBS Interconnection Grant	655,148	699,714
Endowment Income	-	67,881
Tower lease Income	166,600	189,461
State of Kansas appropriation	294,169	283,597
University subsidy of employee benefits	371,893	371,893
Miscellaneous income including foundation	101,000	57,599
Total Revenue	2,830,610	2,768,392
EXPENSE		
Salaries	1,240,147	1,187,604
Employee benefits	282,666	282,666
Other personnel costs	89,227	89,227
Total personnel costs	1,612,040	1,559,497
General and administrative		
General operating expense	10,834	11,286
Services	14,725	21,257
Telephone and Fax	19,400	16,264
Postage and Freight	1,150	9,439
Printing and Copier	3,700	1,133
Dues, Public Broadcasting System	124,116	139,598
Equipment and equipment rent	5,500	6,933
Equipment repair and maintenance	2,000	555
Computer equipment and software	50	557
Vehicle expense	3,525	3,767
Credit card expense	6,550	7,237
Utilities, trash hauling and insurance	98,625	89,847
Buildings and grounds (tower) *	13,500	7,203
Travel	350	1,910
Conference and seminar registration	100	289
Employee recruitment	-	-
Contingency	-	-
Development expense	164,655	148,584
Engineering expense	108,475	133,107
Production expense	12,720	7,550
Programming expense	492,750	472,060
Promotion expense	43,995	54,810
Traffic expense	16,600	14,678
Program guide	61,500	47,464
Translator	13,750	13,367
Total Expense	2,830,610	2,768,392
NET ACTIVITY	\$ -	\$ -
<u>KTWU Friends of Channel 11 Pledges</u>		
Total Pledges Reported for 2008-2009	\$ 837,143	
Total Payments Received on 2008-2009 Pledges	809,257	
Total 2008-2009 Pledges Outstanding as of June 30, 2009	<u>\$ 27,886</u>	

* Maintenance of campus buildings and grounds is subsidized by the University.

**WASHBURN UNIVERSITY
GENERAL FUND**

**Analysis of Athletics Revenue and Expenses
For the Fiscal Year Ended June 30, 2009**

<u>Athletics Revenue</u>			<u>Actual</u>	<u>Budget</u>
<i>Football</i>				
Season tickets and faculty/staff admissions	\$	28,339		
Cash gate:				
Colorado School of Mines	\$	2,856		
Missouri Western State		5,948		
Emporia State		7,422		
Northwest Missouri State		5,392		
Nebraska at Omaha		<u>3,114</u>	<u>24,732</u>	<u>\$ 53,072</u>
				<u>\$ 52,800</u>
<i>Men's basketball</i>				
Season tickets and faculty/staff admissions	\$	117,584		
Cash gate:				
Colorado Christian	\$	835		
Central Methodist		487		
Baker		1,265		
Nebraska at Omaha		1,009		
Northwest Missouri State		1,263		
Fort Hays State		1,909		
Central Missouri		2,381		
Southwest Baptist		1,550		
Pittsburg State		1,495		
Missouri Western State		2,554		
Truman State		1,058		
Missouri Southern State		2,302		
Emporia State		<u>4,440</u>	<u>22,548</u>	<u>140,132</u>
				<u>150,000</u>
Women's basketball			3,191	-
Baseball			-	-
Softball			-	-
Volleyball			6,999	-
Miscellaneous income				
Sponsorships			-	-
Miscellaneous			<u>(58)</u>	<u>6,600</u>
Total Athletics Revenue			<u>\$ 203,336</u>	<u>\$ 209,400</u>
Sports camps			<u>\$ 111,074</u>	<u>\$ 104,500</u>

Athletics Expenses

	<u>Actual</u>		<u>Budget</u>	
Salaries and wages	\$	1,593,954	\$	1,504,974
Benefits		<u>387,662</u>	\$	<u>387,662</u>
		\$ 1,981,616		\$ 1,892,636
Operating expenses		660,283		581,040
Equipment		<u>563</u>		<u>14,884</u>
		<u>660,846</u>		<u>595,924</u>
		<u>\$ 2,642,462</u>		<u>\$ 2,488,560</u>

**WASHBURN UNIVERSITY
GENERAL FUND**

**Analysis of School of Law Revenue and Expenses
For the Fiscal Year Ended June 30, 2009**

Direct Revenue

Tuition and fees	\$ 7,247,088	
Admission deposits	37,387	
Law Journal	13,565	
State aid	1,198,094	
Continuing Legal Education	15,475	
Reimbursement of employee benefits	1,407,274	
Transfer from Washburn Endowment Association	-	
Other income	<u>14,497</u>	
Total Direct Income		<u>\$ 9,933,380</u> (1)

<u>Direct Expenses</u>	<u>School of Law</u>	<u>Law Library</u>	<u>Law School Advancement</u>	<u>Totals</u>
Salaries and wages	\$ 5,381,525	\$ 1,032,394	\$ 33,178	\$ 6,447,097
Employee benefits	1,137,537	257,970	11,767	1,407,274
Operating expenses	687,034	238,756	29,347	955,137
Scholarships	700,000	-	-	700,000
Capital expenditures	<u>39,308</u>	<u>1,179,124</u> (2)	<u>1,206</u>	<u>1,219,638</u>
Total Direct Expenses	<u>\$ 7,945,404</u>	<u>\$ 2,708,244</u>	<u>\$ 75,498</u>	<u>10,729,146</u> (1)

Difference between Direct Revenue and Direct Expenses (795,766) (3)

University Subsidy 817,000

\$ 21,234

Student Credit Hours, Regular Semester	11,923
Student Credit Hours, Summer Session	<u>1,140</u>
Total Student Credit Hours	<u>13,063</u>

Total Direct Expenses per Credit Hour \$ 821.34

- (1) Excludes receipts or disbursements from other than the General Fund.
 (2) Excludes books purchased from grant funds or from gift funds.
 (3) In addition to this amount, expenditures by Facilities Services on the Law Building during FY 2009 were \$368,523.

WASHBURN UNIVERSITY

**Analysis of Facilities Services Expenditures
For the Fiscal Year Ended June 30, 2009**

	Total	Garvey Fine Arts Center	Morgan	Henderson Learning Resources	Law School and Legal Clinic	Stoffer Science Hall	Art Building	Bennett	Carnegie Hall
Labor									
Janitorial at Petro	\$ 166,397	\$ -	\$ -	\$ -	\$ -	\$ -	\$ -	\$ -	\$ -
Janitorial at BTC/Chapel/Union	39,306	-	-	-	-	-	-	-	-
Maintenance and Other Janitorial	1,495,968	141,989	121,799	110,247	100,670	65,026	21,945	13,825	18,997
Contract Labor and Services	355,653	21,149	14,039	8,728	4,790	2,723	999	2,058	1,940
General and Administrative	471,300	53,136	45,580	41,257	37,674	24,334	8,212	5,174	7,109
<i>Subtotal</i>	2,528,624	216,274	181,418	160,232	143,134	92,083	31,156	21,057	28,046
Employee Benefits	689,291	62,481	53,597	48,513	44,299	28,614	9,657	6,083	8,360
Payroll Taxes	176,615	15,984	13,711	12,411	11,333	7,320	2,470	1,556	2,139
<i>Subtotal</i>	865,906	78,465	67,308	60,924	55,632	35,934	12,127	7,639	10,499
Total Labor Costs	3,394,530	294,739	248,726	221,156	198,766	128,017	43,283	28,696	38,545
Materials									
Material for Repair, Buildings and Grounds [b]	326,075	1,037	2,077	6,183	1,519	19,252	673	349	753
Material for Custodial Supplies [b]	102,162	656	1,360	728	155	269	195	125	-
Fuel Oil and Gas	704,279	654	-	-	12,010	26,037	4,876	1,832	-
Electricity	1,188,527	122,182	137,931	188,553	146,074	46,233	28,520	43,063	9,427
Water and Sewer	147,823	8,517	10,677	11,638	3,630	6,300	1,393	1,234	1,392
Refuse	20,275	782	1,980	-	1,961	616	3,840	282	340
Gasoline and Diesel Fuel Charges	32,402	-	-	-	-	-	-	-	-
Vehicle and Equipment Repairs/Services	53,384	4,670	2,362	2,858	2,362	1,152	787	846	-
Office Supplies, Travel, Telephone, etc.	71,925	15	-	432	15	1,241	20	-	-
Small Tool Replacement	7,236	180	4	-	-	-	-	-	-
Equipment	15,690	-	475	150	2,031	2,550	572	-	-
Total Materials	2,669,778	138,693	156,866	210,542	169,757	103,650	40,876	47,731	11,912
GRAND TOTAL	\$ 6,064,308	\$ 433,432	\$ 405,592	\$ 431,698	\$ 368,523	\$ 231,667	\$ 84,159	\$ 76,427	\$ 50,457
Building Gross - Square Feet	1,001,883	131,344	112,668	101,982	93,123	60,151	20,300	12,788	17,573

**Notes to Analysis of Facilities Services Expenditures
For the Fiscal Year Ended June 30, 2009**

[a] **Summary of Other by Location:**

Bell Tower	\$	2,689
Electronic Sign		1,749
Falley Field		9,170
Football Practice Field		3,725
Karlyle Woods		8,809
Memorial Union		23,952
Residential Living		37,480
Soccer Field		1,235
Softball Field and Practice Field		7,086
Tennis Courts		20
Utility Tunnels		570
Washburn Place Apartments		162
Water Features		7,366
	\$	<u>104,013</u>

[b] **Repair and Custodial Materials:**

Beginning Inventory	\$	170,161
Plus: Expenditures		428,237
Less: Ending inventory		<u>(162,269)</u>
	\$	<u>436,129</u> *

* Material for Bldg and Grounds \$ 340,180
 Material for Custodial (incl. Petro) 95,948

FUND 2
DEBT RETIREMENT, CONSTRUCTION, REPAIR AND EQUIPMENT FUND

This fund receives income from the Ad Valorem Tax restricted to Debt Retirement and Construction, investment revenues, sales tax revenues, and a transfer from the general fund of parking fees.

TABLE OF CONTENTS

Balance Sheets.....	2-1
Statement of Changes in Net Assets	2-2
Actual to Budget Comparison	2-3
Statement of Bonded Indebtedness.....	2-4 – 2-5

WASHBURN UNIVERSITY
DEBT RETIREMENT, CONSTRUCTION, REPAIR AND EQUIPMENT FUND

Balance Sheets
June 30, 2009 and 2008

<u>ASSETS</u>	<u>2009</u>	<u>2008</u>
Cash in bank	\$ (473,318)	\$ 367,130
Short-term investments	1,884,510	1,216,245
Accrued interest receivable	25,207	1,487
Taxes receivable - ad valorem	343,885	427,029
Loan receivable - KBOR PEI	3,093,884	-
Prepaid bond issuance costs	<u>581,279</u>	<u>647,062</u>
TOTAL ASSETS	<u>\$ 5,455,447</u>	<u>\$ 2,658,953</u>
<u>LIABILITIES</u>		
Bond interest payable	\$ -	\$ -
Bonds payable:		
LLC Series 1999	-	510,000
Series 2001 A & B	8,285,000	8,745,000
Series 2003 Revenue Bonds	5,730,000	6,045,000
Series 2004 Refunding Revenue Bonds	<u>13,485,000</u>	<u>13,615,000</u>
	27,500,000	28,915,000
Unamortized premium/discount	230,236	252,826
Deferred cost of refunding LLC Series 1999 bonds	(1,037,167)	(1,133,971)
Loans payable - KBOR PEI	2,979,375	-
Due to Building Construction Fund	<u>1,686,874</u>	<u>-</u>
TOTAL LIABILITIES	<u>31,359,318</u>	<u>28,033,855</u>
<u>NET ASSETS</u>		
Investment in fixed assets, net of related debt	(27,798,664)	(27,386,793)
Net assets available for debt service and other expenditures	<u>1,903,306</u>	<u>2,011,891</u>
TOTAL NET ASSETS	<u>(25,895,359)</u>	<u>(25,374,902)</u>
TOTAL LIABILITIES AND NET ASSETS	<u>\$ 5,463,960</u>	<u>\$ 2,658,953</u>

WASHBURN UNIVERSITY
DEBT RETIREMENT, CONSTRUCTION, REPAIR AND EQUIPMENT FUND

Statement of Changes in Net Assets
For the Fiscal Years Ended June 30, 2009 and 2008

	<u>Net Assets Available for Debt Service</u>	<u>Investment in Fixed Assets, Net of Related Debt</u>	<u>2009 Total</u>	<u>2008 Total</u>
Net Assets, Beginning of Year	\$ 2,011,891	\$ (27,386,793)	\$ (25,374,902)	\$ (26,141,087)
Sources of Net Assets:				
Ad valorem taxes	\$ 2,895,764	\$ -	2,895,764	2,844,435
Motor vehicle tax	346,099	-	346,099	329,819
Sales tax	250,000	-	250,000	250,000
Back taxes	55,983	-	55,983	32,383
Investment income	115,056	-	115,056	373,435
Parking fees	25,038	-	25,038	25,038
Transfer from other funds - debt service	2,128,100	-	2,128,100	1,237,250
Transfer from other funds - Building Construction Fund	<u>180,500</u>	<u>-</u>	<u>180,500</u>	<u>-</u>
Total Net Assets Available	8,008,431	(27,386,793)	(19,378,362)	(20,158,727)
Uses of Net Assets:				
<i>LLC Series 1999</i>				
Principal payment	510,000	(510,000)	-	-
Interest expense	28,050	-	28,050	54,483
Principal defeased	-	-	-	-
<i>Series 2001 A & B</i>				
Principal payment	460,000	(460,000)	-	-
Interest expense	426,678	-	426,678	443,838
Amortization	-	16,328	16,328	16,984
<i>Series 2003</i>				
Principal payment	315,000	(315,000)	-	-
Interest expense	223,100	-	223,100	232,250
Amortization	-	17,926	17,926	18,662
<i>Series 2004</i>				
Bond issue costs	-	-	-	-
Deferred cost of refunding	-	-	-	-
Principal payment	130,000	(130,000)	-	-
Interest expense	586,608	-	586,608	589,545
Amortization	-	105,743	105,743	106,273
Service charges and other	47	-	47	15
Transfer to Building Construction Fund	1,799,023	-	1,799,023	1,630,400
Transfer to Building Construction Fund - Whiting Renovation	800,000	-	800,000	1,200,000
Transfer to Building Construction Fund - KBOR Loan	-	1,686,874	1,686,874	-
Parking fees to Building Construction Fund	25,038	-	25,038	25,038
Capital expenditures for equipment to Building Construction	<u>801,583</u>	<u>-</u>	<u>801,583</u>	<u>898,687</u>
Total Uses of Net Assets	6,105,126	411,871	6,516,997	5,216,175
Net Assets, End of Year	<u>\$ 1,903,306</u>	<u>\$ (27,798,664)</u>	<u>\$ (25,895,359)</u>	<u>\$ (25,374,902)</u>

Notes:

1. The presentation of this schedule has changed so that net assets (formerly called surplus) agree with the classification of net assets in the audited financial statements.
2. The June 30, 2009 balance of net assets available for debt service corresponds to the balance reported in prior years as surplus.
3. The June 30, 2009 balance of investment in fixed assets, net of related debt, is negative because of the requirement of GASB 35 to offset capital asset-related debt against the book value of fixed assets. For purposes of this report, the debt is reported here, while the corresponding assets are reported in either the Building Construction Fund (for construction in progress) or the Plant Fund (for fixed assets in service at June 30, 2009).

WASHBURN UNIVERSITY
DEBT RETIREMENT, CONSTRUCTION, REPAIR AND EQUIPMENT FUND

Actual to Budget Comparison
For the Fiscal Year Ended June 30, 2009

RECEIPTS

	<u>Actual</u>	<u>Budget</u>
Ad valorem taxes	\$ 2,895,764	\$ 3,125,475
Motor vehicle tax	346,099	319,191
Sales tax	250,000	250,000
Neighborhood revitalization	-	-
Back taxes	55,983	35,000
Investment income	115,056	300,000
Parking fees	25,038	25,038
Transfer from other funds - debt service	2,128,100	2,128,100
Transfer from other funds - Building Construction Fund	180,500	-
	<u>5,996,540</u>	<u>6,182,804</u>
Total Receipts	<u>5,996,540</u>	<u>6,182,804</u>

EXPENDITURES

Principal payment - LLC Series 1999	510,000	510,000
Interest expense - LLC Series 1999	28,050	28,050
Principal payment - Series 2001 A & B	460,000	460,000
Interest expense - Series 2001 A & B	426,678	426,678
Amortization expense - Series 2001 A & B	16,328	-
Principal payment - Series 2003	315,000	315,000
Interest expense - Series 2003	223,100	223,100
Amortization expense - Series 2003	17,926	-
Principal payment - Series 2004	130,000	130,000
Interest expense - Series 2004	586,608	586,608
Amortization expense - Series 2004	105,743	-
State deferred maintenance bond payment	425,625	425,625
Service charges - Bonds payable	47	24
Service charges - KBOR PEI loan	8,513	-
Contingency	-	600,000
Transfer to Building Construction Fund	1,799,023	1,800,000
Transfer to Building Construction Fund - Whiting Renov.	800,000	800,000
Parking fees to Building Construction Fund	25,038	25,038
Capital expenditures for equipment to Bldg Const	801,583	800,000
	<u>6,679,260</u>	<u>7,130,123</u>
Total Expenditures	<u>6,679,260</u>	<u>7,130,123</u>
Net Activity for the Fiscal Year Ended June 30, 2009	<u>\$ (682,720)</u>	<u>\$ (947,319)</u>

WASHBURN UNIVERSITY
DEBT RETIREMENT, CONSTRUCTION, REPAIR AND EQUIPMENT FUND

Statement of Bonded Indebtedness
June 30, 2009

Purpose of Bonds	Interest Rate	Payment Due	Principal Amount	Interest		Due Fiscal Year
				July 1	January 1	
<i>Building Revenue Bonds,</i>						
<i>Series 1999</i>						
Issued Nov 1, 1999	5.250%	1/1/2010 7/1/2010			376,725.63	
			<u>12,610,000.00</u>	<u>376,725.63</u>		<u>13,363,451.26</u>
Balance, June 30, 2009			<u>12,610,000.00</u>	<u>376,725.63</u>	<u>376,725.63</u>	<u>13,363,451.26</u>

The above portion of the Series 1999 Building Revenue Bonds was defeased in-substance in September 2004 by the Series 2004 Refunding Bonds. Proceeds from the Series 2004 issue were placed in a trust. Sufficient amounts are in the trust (or will be earned by the trust) to service the defeased 1999 bonds through January 2010 and to call the bonds in July 2010.

<i>Building Revenue Bonds,</i>						
<i>Series 2001 A</i>						
Issued Dec 1, 2001		1/1/2010			158,673.75	
	4.200%	7/1/2010	370,000.00	158,673.75		687,347.50
		1/1/2011			150,903.75	
	4.300%	7/1/2011	385,000.00	150,903.75		686,807.50
		1/1/2012			142,626.25	
	4.750%	7/1/2012	400,000.00	142,626.25		685,252.50
		1/1/2013			133,126.25	
	4.500%	7/1/2013	420,000.00	133,126.25		686,252.50
		1/1/2014			123,676.25	
	4.600%	7/1/2014	445,000.00	123,676.25		692,352.50
		1/1/2015			113,441.25	
	5.500%	7/1/2015	465,000.00	113,441.25		691,882.50
		1/1/2016			100,653.75	
	5.500%	7/1/2016	490,000.00	100,653.75		691,307.50
		1/1/2017			87,178.75	
	4.900%	7/1/2017	510,000.00	87,178.75		684,357.50
		1/1/2018			74,683.75	
	4.950%	7/1/2018	535,000.00	74,683.75		684,367.50
		1/1/2019			61,442.50	
	5.000%	7/1/2019	565,000.00	61,442.50		687,885.00
		Balance FY20 forward	<u>1,855,000.00</u>	<u>96,475.00</u>	<u>96,475.00</u>	<u>2,047,950.00</u>
Balance, June 30, 2009			<u>6,440,000.00</u>	<u>1,242,881.25</u>	<u>1,242,881.25</u>	<u>8,925,762.50</u>

<i>Building Revenue Bonds,</i>						
<i>Series 2001 B</i>						
Issued Dec 1, 2001		1/1/2010			45,465.00	
	4.200%	7/1/2010	105,000.00	45,465.00		195,930.00
		1/1/2011			43,260.00	
	4.300%	7/1/2011	110,000.00	43,260.00		196,520.00
		1/1/2012			40,895.00	
	4.750%	7/1/2012	115,000.00	40,895.00		196,790.00
		1/1/2013			38,163.75	
	4.500%	7/1/2013	120,000.00	38,163.75		196,327.50
		1/1/2014			35,463.75	
	4.600%	7/1/2014	125,000.00	35,463.75		195,927.50
		1/1/2015			32,588.75	
	5.500%	7/1/2015	135,000.00	32,588.75		200,177.50
		1/1/2016			28,876.25	
	5.500%	7/1/2016	135,000.00	28,876.25		192,752.50
		1/1/2017			25,163.75	
	4.900%	7/1/2017	145,000.00	25,163.75		195,327.50
		1/1/2018			21,611.25	
	4.950%	7/1/2018	155,000.00	21,611.25		198,222.50
		1/1/2019			17,775.00	
	5.000%	7/1/2019	160,000.00	17,775.00		195,550.00
		Balance FY20 forward	<u>540,000.00</u>	<u>28,150.00</u>	<u>28,150.00</u>	<u>596,300.00</u>
Balance, June 30, 2009			<u>1,845,000.00</u>	<u>357,412.50</u>	<u>357,412.50</u>	<u>2,559,825.00</u>

WASHBURN UNIVERSITY
DEBT RETIREMENT, CONSTRUCTION, REPAIR AND EQUIPMENT FUND

Statement of Bonded Indebtedness
June 30, 2009

Purpose of Bonds	Interest Rate	Payment Due	Principal Amount	Interest		Due Fiscal Year
				July 1	January 1	
<i>Building Revenue Bonds,</i>						
<i>Series 2003</i>						
Issued Jun 19, 2003	2.750%	1/1/2010			105,250.00	
		7/1/2010	330,000.00	105,250.00		540,500.00
		1/1/2011			100,712.50	
	3.000%	7/1/2011	335,000.00	100,712.50		536,425.00
		1/1/2012			95,687.50	
	3.000%	7/1/2012	345,000.00	95,687.50		536,375.00
		1/1/2013			90,512.50	
	3.125%	7/1/2013	360,000.00	90,512.50		541,025.00
		1/1/2014			84,887.50	
	3.250%	7/1/2014	370,000.00	84,887.50		539,775.00
		1/1/2015			78,875.00	
	3.550%	7/1/2015	380,000.00	78,875.00		537,750.00
		1/1/2016			72,130.00	
	3.600%	7/1/2016	395,000.00	72,130.00		539,260.00
		1/1/2017			65,020.00	
	3.700%	7/1/2017	410,000.00	65,020.00		540,040.00
		1/1/2018			57,435.00	
	3.800%	7/1/2018	425,000.00	57,435.00		539,870.00
		1/1/2019			49,360.00	
	3.900%	7/1/2019	440,000.00	49,360.00		538,720.00
		Balance FY20 forward	<u>1,940,000.00</u>	<u>105,020.00</u>	<u>105,020.00</u>	<u>2,150,040.00</u>
Balance, June 30, 2009			<u>5,730,000.00</u>	<u>904,890.00</u>	<u>904,890.00</u>	<u>7,539,780.00</u>
 <i>Refunding Revenue Bonds,</i>						
<i>Series 2004</i>						
Issued Sep 30, 2004	2.750%	1/1/2010			291,581.25	
		7/1/2010	665,000.00	291,581.25		1,248,162.50
		1/1/2011			282,437.50	
	3.000%	7/1/2011	685,000.00	282,437.50		1,249,875.00
		1/1/2012			272,162.50	
	3.100%	7/1/2012	710,000.00	272,162.50		1,254,325.00
		1/1/2013			261,157.50	
	3.250%	7/1/2013	730,000.00	261,157.50		1,252,315.00
		1/1/2014			249,295.00	
	3.400%	7/1/2014	760,000.00	249,295.00		1,258,590.00
		1/1/2015			236,375.00	
	4.500%	7/1/2015	780,000.00	236,375.00		1,252,750.00
		1/1/2016			218,825.00	
	4.500%	7/1/2016	815,000.00	218,825.00		1,252,650.00
		1/1/2017			200,487.50	
	4.500%	7/1/2017	865,000.00	200,487.50		1,265,975.00
		1/1/2018			181,025.00	
	5.000%	7/1/2018	900,000.00	181,025.00		1,262,050.00
		1/1/2019			158,525.00	
	5.000%	7/1/2019	955,000.00	158,525.00		1,272,050.00
		Balance FY20 forward	<u>5,620,000.00</u>	<u>790,612.50</u>	<u>790,612.50</u>	<u>7,201,225.00</u>
Balance, June 30, 2009			<u>13,485,000.00</u>	<u>3,142,483.75</u>	<u>3,142,483.75</u>	<u>19,769,967.50</u>
 <i>Total Bonds Outstanding,</i>						
<i>June 30, 2009</i>						
			40,110,000.00	6,024,393.13	6,024,393.13	52,158,786.26
			<u>(12,610,000.00)</u>	<u>(376,725.63)</u>	<u>(376,725.63)</u>	<u>(13,363,451.26)</u>
 Total Bonds on Washburn Books						
			<u>27,500,000.00</u>	<u>5,647,667.50</u>	<u>5,647,667.50</u>	<u>38,795,335.00</u>

FUND 3
BUILDING CONSTRUCTION FUND

Funding sources include transfers from the Debt Retirement Fund, contributions, and annual auxiliary operating surplus. The expenditures are for approved capital projects.

TABLE OF CONTENTS

Balance Sheet	3-1
Budgeted Capital Improvements.....	3-2

**WASHBURN UNIVERSITY
BUILDING CONSTRUCTION FUND**

**Balance Sheet
June 30, 2009**

ASSETS

Cash in bank	\$ 1,845,065.06
Certificates of deposit	1,000,000.00
Receivable from WEA	1,057,971.86
Receivable from Grants	149,413.00
Prepaid expenses	161,440.03
Due from Debt Retirement, Construction, Repair and Equipment	1,686,874.00
Construction in progress	<u>8,374,833.47</u>

TOTAL ASSETS

\$ 14,275,597.42

LIABILITIES

Accounts payable	\$ 2,203,571.93
KTWU Loan from State	<u>456,348.00</u>

TOTAL LIABILITIES

\$ 2,659,919.93

NET ASSETS

	June 30, 2008	Additions	Expenditures	Pledges Outstanding	June 30, 2009
Art Building/ Mulvane Project	21,939.89	4,736.60	-	-	26,676.49
Charles Bennett Computer Building	12,538.41	-	12,000.00	-	538.41
Equipment Repair and Replacement	142,502.10	-	(368.93)	-	142,871.03
Falley Field Renovation	(39,613.90)	18,419.96	12,600.00	7,643.50	(26,150.44)
Student Recreation and Wellness Center	147,838.64	-	10,000.00	-	137,838.64
Greek Village	(37,057.00)	-	-	-	(37,057.00)
Honeywell Controls Updates	-	202,654.00	202,653.63	-	0.37
HVAC System Upgrades	-	1,485,270.00	1,484,219.60	-	1,050.40
KTWU Building	23,165.15	-	-	-	23,165.15
KTWU Digital Project	718,570.61	278,195.00	776,519.98	-	220,245.63
Law School Renovation	43,612.35	-	25,512.92	-	18,099.43
Lee Arena Athletic Center	(366,950.02)	3,000.00	-	3,000.00	(360,950.02)
Living Learning Center	(135,964.99)	-	-	35,000.00	(100,964.99)
LLC - Major Repairs	-	-	26,829.21	-	(26,829.21)
Mabee Library	42,385.36	-	-	-	42,385.36
Memorial Student Union	70,338.17	-	-	-	70,338.17
Memorial Union Outdoor Stage	31,850.00	-	2,513.75	-	29,336.25
Union Chartwells Renovation	-	200.00	10,312.70	-	(10,112.70)
Millennium Tree Project	17,032.00	100.00	225.50	-	16,906.50
Moore Bowl Improvement	(68,087.49)	17,275.08	-	712.51	(50,099.90)
Moore Bowl Track and Turf	(386,262.88)	44,900.00	-	142,900.00	(198,462.88)
Moore Bowl Scoreboard	9,179.00	-	-	-	9,179.00
Morgan Hall Renovation	16,891.01	-	-	-	16,891.01
Carole Chapel	(198,169.53)	50,000.00	-	30,000.00	(118,169.53)
Parking Improvement	519,177.64	25,038.00	-	-	544,215.64
Petro Allied Health Center	208,209.42	-	60,120.49	-	148,088.93
Residence Halls Repair and Maintenance	102,250.27	-	-	-	102,250.27
Self-Insurance - Deductibles	158,445.42	2,525.66	-	-	160,971.08
Special Projects	72,042.34	-	54,336.33	-	17,706.01
Stoffer Renovation	(854,856.63)	484,447.44	187,833.24	602,345.78	44,103.35
Washburn Village	142,445.31	-	10,000.00	-	132,445.31
Washburn Terrace Apts.	38,872.31	-	-	-	38,872.31
White Concert Hall	(16,005.51)	-	(1,200.00)	14,805.51	-
School of Business Remodel	(203,900.09)	48,657.52	-	111,314.93	(43,927.64)
Whiting Renovation	2,065,350.32	2,269,152.00	5,773,392.56	1,781,911.78	343,021.54
Prior Year Capital Improvements	2,349,021.03	2,953.60	1,170,795.22	-	1,181,179.41
Prior Year Equipment	535,165.16	-	81,826.48	-	453,338.68
Prior Year Technology Equipment	540,304.08	-	111,204.28	-	429,099.80
Prior Year Miscellaneous Projects	(50,552.71)	64,214.30	161,747.83	1,100.00	(146,986.24)
FY 2009 Capital Improvements	1,626,122.00	-	942,544.82	-	683,577.18
FY 2009 Equipment	375,965.01	-	313,578.44	-	62,386.57
FY 2009 Technology Equipment	500,000.00	-	373,597.59	-	126,402.41
FY 2009 Miscellaneous Projects	-	405,141.99	287,606.52	-	117,535.47
FY 2010 Capital Improvements	-	1,799,023.00	231,436.22	-	1,567,586.78
FY 2010 Equipment	-	401,583.00	-	-	401,583.00
FY 2010 Technology Equipment	-	400,000.00	-	-	400,000.00
FY 2010 Miscellaneous Projects	-	-	-	-	-
	<u>\$ 8,173,792.25</u>	<u>\$ 8,007,487.15</u>	<u>\$ 12,321,838.38</u>	<u>\$ 2,730,734.01</u>	6,590,175.03
Outstanding Pledges (as of 6/30/2009)					(2,730,734.01)
Retainage					(618,597.00)
Construction in Progress					<u>8,374,833.47</u>

TOTAL NET ASSETS

11,615,677.49

TOTAL LIABILITIES AND NET ASSETS

\$ 14,275,597.42

**WASHBURN UNIVERSITY
BUILDING CONSTRUCTION FUND**

**FY 2008-2009 Budgeted Capital Improvements
Comparison of Actual Disbursements to Approved Budgeted Amounts
For the Fiscal Year Ended June 30, 2009**

Building	Description	Approved	Other Sources / Transfers	Spent	Balance
	Prior years' projects balance	2,349,021.03	2,953.60	1,170,795.22	1,181,179.41
Art Bldg	AB - laminate countertops in AB120	8,000.00	-	6,636.00	1,364.00
Bennett	BT - Design removal from Heat Plant	60,000.00	-	14,877.00	45,123.00
Bennett	BT - Design plan of server room bkp	15,000.00	-	14,980.00	20.00
Benton	BE - Add circuits to 4 offices	2,000.00	-	1,650.00	350.00
Benton	BE - Door safety in elevator #3	5,000.00	-	1,989.00	3,011.00
BTAC	BTC - Repair cracked floor	10,000.00	-	-	10,000.00
BTAC	BTC - Starter controls elevator #17	5,500.00	-	5,500.00	-
BTAC/Morgan	BTC/MO - renovate bsmt & MO263	62,500.00	-	102,368.85	(39,868.85)
Campus	Campus - Asbestos survey and repair	15,000.00	-	14,704.48	295.52
Campus	Campus - Sidewalk repairs	75,000.00	-	43,446.50	31,553.50
Campus	Campus - ADA modifications	10,000.00	-	2,158.57	7,841.43
Campus	Campus - Street sign compliance	5,300.00	-	5,000.00	300.00
Campus	Campus - replace 12 light poles	31,200.00	-	7,862.00	23,338.00
Campus	Campus - Complete sewer project	110,000.00	-	-	110,000.00
Garvey	WCH - AHU steam coil replacement	10,000.00	-	9,805.00	195.00
Garvey	GC - repl carpet in theater lobby	5,000.00	-	3,450.00	1,550.00
Heat Plant	HP - Roof repairs	9,200.00	-	9,200.00	-
Heat Plant	HP - Automate steam & boiler valves	31,500.00	-	-	31,500.00
Heat Plant	HP - Inst back pressure ctrl valve	8,000.00	-	3,722.00	4,278.00
Henderson	HC - Cooling tower catwalk	35,000.00	-	31,498.68	3,501.32
Henderson	HC - Roof repair (interim)	40,000.00	-	-	40,000.00
Henderson	HC - Add'l circuits for vending	3,000.00	-	2,000.00	1,000.00
Karlyle W	KW - Upgrade residence electrical	3,000.00	-	2,593.00	407.00
Law	LA - Security gate Libation Station	1,700.00	-	3,337.00	(1,637.00)
Law	LA - Elevator 6 and 14 repairs	28,000.00	-	26,777.00	1,223.00
Law	LA - Repl emerg lighting in LA108	17,500.00	-	16,183.63	1,316.37
LLC	LLC - Repl emerg light batteries	20,000.00	-	10,605.11	9,394.89
LLC	LLC - Elevator 18 and 19 starters	10,000.00	-	8,412.00	1,588.00
LLC	LLC - replace 4th floor carpet	20,000.00	-	15,150.45	4,849.55
LLC	LLC - Floor-mounted door stops	2,000.00	-	1,987.08	12.92
LLC	LLC - Upgrade hot water heaters	10,000.00	-	1,022.50	8,977.50
Union	UN - Renovate Bookstore HVAC	28,000.00	-	11,933.56	16,066.44
Moore	MB - East tix lighting and painting	6,200.00	-	-	6,200.00
Morgan	MO - Starter for elevator 3	7,300.00	-	7,216.00	84.00
Morgan	MO - Upgrade elevator 21 car	65,000.00	-	-	65,000.00
Morgan	MO - Remodel restroom MO206	7,000.00	-	-	7,000.00
Morgan	MO - Phone equip rm AC upgrade	58,000.00	-	6,081.00	51,919.00
Morgan	MO - Replace lighting in MO207	2,500.00	-	-	2,500.00
Petro	PC - Upgrade elevator 5 door	6,000.00	-	3,978.00	2,022.00
Petro	PC - Replace roof over pool	87,800.00	-	87,800.00	-
Petro	PC - Add 4 circuits to PC200E	2,000.00	-	1,850.00	150.00
SAS	BE - Repl vinyl wall coverings SAS	22,000.00	-	2,473.90	19,526.10
Mulvane	MUL - Replace Art Lab doors	7,000.00	-	6,495.33	504.67
CAS-MM	HC - Classroom enhancements HC007	25,000.00	-	25,568.67	(568.67)
CAS-Psych	HC - Renovate HC021 to classroom	50,000.00	-	-	50,000.00
SOL	LA - 4 new offices in library	120,000.00	-	70,296.96	49,703.04
Mabee	MAB - Compact shelves & staff move	220,000.00	-	210,288.72	9,711.28
CAS-HPEES	PC - Reconfigure PC212 for offices	50,000.00	-	47,931.46	2,068.54
ISS	BT - BT108 floor replacement	5,000.00	-	3,673.98	1,326.02
Mem Union	UN - Paint and window work	48,000.00	-	24,178.00	23,822.00
Res Living	KH - Exterior guard rails	12,000.00	-	7,736.00	4,264.00
Res Living	WH - Exterior guard rails	12,000.00	-	8,906.00	3,094.00
Moore Bowl	MB - Repl bleacher railings	35,000.00	-	6,020.00	28,980.00
Petro	Lee - New 3-pt line and seal court	4,200.00	-	3,297.00	903.00
Petro	WFH - Renovate rms 350, 351, 352	22,000.00	-	-	22,000.00
Tennis	PC - Resurface tennis courts	30,000.00	-	29,845.00	155.00
Softball	SB - Resurface softball infield	30,000.00	-	14,337.39	15,662.61
	FY10 Capital Projects	-	1,799,023.00	231,436.22	1,567,586.78
		\$ 3,979,421.03	\$ 1,801,976.60	\$ 2,349,054.26	\$ 3,432,343.37

FUND 4
ENDOWMENT FUND

In 1995, the Washburn University Board of Regents entered into a revised agreement with the Washburn Endowment Association for the management of certain University endowment funds. In addition to these transferred funds, Washburn University holds other endowment funds for which the University has been named trustee, a non-delegable obligation to the grantor. Earnings on the endowment funds are retained or distributed in accordance with the donor agreement. Most earnings are distributed for scholarships.

TABLE OF CONTENTS

Letter to WEA Finance Committee	4-1
Combined Statement of Endowment Funds	4-2
Endowment Fund Assets	4-3 — 4-11
Statement of Changes in Cash Balances	4-12
Statement of Changes in Endowment Assets	4-13
Footnotes	4-14



Vice President for Administration and Treasurer

To: Members of the Finance Committee of
Washburn Endowment Association
Topeka, Kansas

This report constitutes the required fiscal year 2009 annual report of Washburn University regarding the use of restricted income received from the Washburn Endowment Association.

Under the terms of the revised Memorandum of Understanding between Washburn University and Washburn Endowment Association, endowment fund earnings are no longer required to be distributed to the University annually. Rather, each month, WEA notifies the fund administrators at the University of the distributable earnings available from each endowment.

University departments spend money against these distributable earnings, with the expenditures being recorded on the University's books. Each month, the University sends a reimbursement request to WEA, requesting distribution of available amounts from WEA to the applicable University fund. WEA reviews the request, and has the right to review supporting documentation for amounts requested. Thus, the responsibility for ensuring endowment earnings are expended in accordance with the wishes of the donor has passed from the University to WEA.

As a result, this report no longer presents detailed information on amounts expended by the University and/or held by WEA relating to these endowments.

Wanda B. Hill
Vice President for Administration and Treasurer

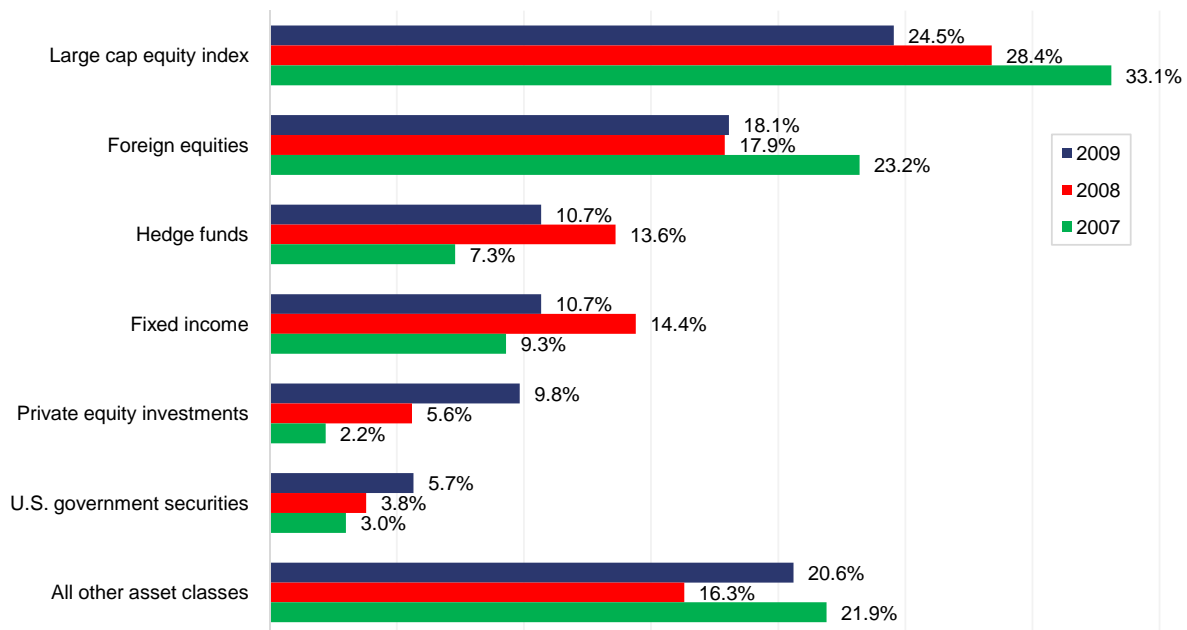
**WASHBURN UNIVERSITY
ENDOWMENT FUND**

**Combined Statement of Endowment Funds of
Washburn University and Washburn Endowment Association
Market Value at June 30, 2009**

Asset Class	(Pooled Funds)			Percent of Total
	WEA	Washburn	Total	
Large cap equity index	\$ 24,296,088	\$ -	\$ 24,296,088	24.5%
Foreign equities	17,871,910	-	17,871,910	18.1%
Hedge funds	10,570,770	-	10,570,770	10.7%
Fixed income	10,562,864	-	10,562,864	10.7%
Private equity investments	9,736,217	-	9,736,217	9.8%
U.S. government securities	5,597,047	-	5,597,047	5.7%
Mid cap equity value	5,213,936	-	5,213,936	5.3%
Mid cap equity growth	4,538,633	-	4,538,633	4.6%
Private real estate investments	3,457,748	-	3,457,748	3.5%
Small cap equity	2,569,550	-	2,569,550	2.6%
Small cap value	2,090,534	-	2,090,534	2.1%
Realty funds	1,478,439	-	1,478,439	1.5%
Life insurance policies	389,161	-	389,161	0.4%
Mutual funds	-	290,815	290,815	0.3%
Short-term money market funds	124,747	-	124,747	0.1%
Preferred stock	-	12,200	12,200	0.0%
Other	181,676	-	181,676	0.1%
Total	\$ 98,679,320 (1)	\$ 303,015	\$ 98,982,335	100.0%

(1) Includes \$ 24,772,594 managed by Washburn Endowment Association on June 30, 2009 for Washburn University.

Asset Classes (% of Total)



**WASHBURN UNIVERSITY
ENDOWMENT FUND**

**Endowment Assets
June 30, 2008 and 2009**

	Gift Value	FMV	FMV
	June 30, 2009	June 30, 2008	June 30, 2009
Farmer's Union Co-Op Business Association of St. Mary's, KS, Klasse		\$ 100.00	\$ 100.00
Kaw Co-operative Association, Klasse		50.00	50.00
JP Morgan Chase 7% Cap X Trust Preferred Stock, Wolfe		11,946.00	12,050.00
Bank of America Internotes, Callable, Rate 5.875, Wolfe		32,000.00	32,000.00
RMA Money Market, Wolfe		4,801.92	7,619.50
UBS Financial Services, Accrued Interest, Wolfe		-	705.00
Maynard G. Cox Charitable Remainder Annuity Trust	19,893.27	18,216.32	15,887.88
Elizabeth L. Heaton Charitable Remainder Annuity Trust	19,869.15	23,671.85	17,577.93
Sylvester A. Skoch Remainder Annuity Trust	23,901.61	22,337.21	22,421.59
William & Dorothy Studebaker Endowment	211,264.64	221,395.11	194,603.35
	<u>274,928.67</u>	<u>334,518.41</u>	<u>303,015.25</u>
Assets held by Washburn University			
John R. Adams Art Center Fund	26,500.00	32,305.70	22,854.41
Goldie Ala Memorial Scholarship	30,119.55	36,028.03	25,487.56
AHS Book Fund Library Purchases	3,500.00	6,988.33	4,944.40
Geraldine K. & James R. Ahrens Restricted Fund Constitutional Law	18,029.98	35,205.19	25,004.61
James R. Ahrens Chair Law	1,149,372.18	1,926,506.44	1,421,402.92
Ahrens Chair - Law School	547,189.46	469,513.64	402,400.94
Elizabeth May Aldridge Scholarship	1,534.39	3,034.21	2,679.62
Virginia A. Allison Memorial Scholarship	1,643.23	5,011.57	3,548.54
Alpha Kappa Alpha Scholarship	4,999.00	10,358.75	7,387.22
Altrusa Club Memorial Scholarship Fund	6,025.00	11,191.33	7,917.94
Amelco Electric Warranty Release (No Gift Value)	7,106.28	8,301.03	5,871.84
American Association of University Women Scholarship Fund	23,557.83	33,674.92	23,822.58
American Business Womens Association Career Scholarship	3,500.00	7,188.33	5,085.06
American Business Womens Association Exec. Scholarship Fund	7,611.95	14,024.35	9,920.45
American Home Life Insurance Company Scholarship Fund	2,500.00	5,130.16	3,629.51
American Legion Auxilary Capitol Unit Schol. - Business	5,502.03	14,189.80	5,032.89
American Legion Auxilary Capitol Unit Schol. - CIS	5,502.03	-	5,086.42
Rex H. Anspaugh	37,732.01	51,487.78	36,424.20
Maxine Anton Fine Arts Scholarship Fund	19,125.00	29,775.93	21,064.23
Mr. & Mrs. Glen Archer Scholarship Fund	25,415.22	25,420.58	18,189.99
Chris W. & Dorothy Brink Armstrong Scholarship	25,048.70	30,363.07	21,478.73
Association of Government Accountants Scholarship	18,034.72	20,524.73	14,636.93
Ricky D. Atkins Memorial Scholarship	2,544.47	7,835.53	5,542.99
Emily Ayers Memorial Art Scholarship	6,420.57	7,080.44	5,071.71
Carol Bahret Memorial Fund	2,530.00	4,651.36	3,290.55
Marge Bakalar Education Scholarship Fund	27,263.57	20,724.73	22,405.59
Ora Wade Baker Scholarship	50,039.80	65,136.28	46,079.40
Ruth Baldwin Scholarship	11,000.00	20,284.56	14,349.95
Barbara L. Balfour Scholarship	2,975.00	5,412.91	3,828.56
Gerald K. Barker Golf Scholarship	9,005.00	20,572.82	14,555.49
Donald & Margorie Barry Athletic Scholarship	8,770.16	9,794.56	6,983.25
Beatrice Companies, Inc. Endowment Fund	720,263.80	899,223.11	636,133.42
Frances C. Beck Alumni Center	16,449.20	20,824.40	14,850.00
Frances C. Beck Scholarship for Part-time Students	16,428.22	20,798.93	14,830.63
Frances C. Beck General Scholarship	16,428.22	20,798.93	14,830.63
Edgar C. Bennett, Law Scholarship	3,080.00	6,324.46	4,474.93
Mark & Lucille Bennett Scholarship Fund	1,099.74	2,096.02	1,484.31
J. L. Berlin Fund	103,201.92	111,962.61	79,204.27
Max Bickford Rotary Scholarship Fund	6,000.00	10,694.13	7,564.94
Penn B. Blair Memorial Scholarship	49,668.26	82,649.11	58,467.73
Thelma Helsper Boatman Law Scholarship	9,718.00	9,737.12	10,247.53
Urilla M. & Graydon F. Bowman Scholarship Fund	492,469.99	478,132.86	348,992.27
Bright/Bader Scholarship Fund	6,185.70	10,097.87	7,144.66
Ralph Brinegar Scholarship	103,959.62	106,898.91	76,403.08
Kathleen & Arthur Brown Anthropology	13,166.67	18,824.36	13,346.13
Melody Brown Memorial Scholarship - Art	127,250.88	413,974.44	96,453.01
Melody Brown Memorial Scholarship - Music	127,250.87	-	98,200.58
Melody Brown Memorial Scholarship - Theatre	127,250.87	-	98,200.59
Kurt Brunke Golf Scholarship	5,583.00	9,863.03	6,977.50

**WASHBURN UNIVERSITY
ENDOWMENT FUND**

**Endowment Assets
June 30, 2008 and 2009**

	Gift Value	FMV	FMV
	June 30, 2009	June 30, 2008	June 30, 2009
Cecile Strohm Brunt Scholarship	136,819.69	281,057.71	198,828.43
Emma Grayson Buckner Scholarship Fund	75,500.24	68,017.06	48,499.06
Henry & Jeannette Buechner Music	12,772.00	20,861.38	14,757.77
Eldo F. Bunge Endowed Scholarship Fund	18,255.00	21,122.11	15,937.69
Blanche M. Burns Scholarship	106,613.93	116,653.21	83,178.57
Naomi Catlett Burton Scholarship Fund	42,794.05	40,111.81	28,377.26
Max L. Campbell Family Memorial Scholarship	2,630.00	4,873.95	3,447.25
James M. Caplinger Scholarship	62,705.47	68,351.00	48,737.04
Charles H. Carpenter Memorial Scholarship	3,565.00	7,987.02	5,669.88
Carswell Memorial Scholarship Fund - Chemistry	10,152.98	14,872.69	10,522.22
Carswell & Lempenau Law Scholarship	20,175.00	34,610.26	24,546.09
Loretta Carswell Memorial Nursing Scholarship	10,000.00	16,114.03	11,399.99
William C. Carswell Memorial Math Scholarship	5,491.82	7,102.27	5,065.86
Sara Lu Carter Scholarship - Biology	21,551.41	206,661.58	48,150.76
Sara Lu Carter Scholarship - Chemistry	21,551.41	-	49,023.15
Sara Lu Carter Scholarship - Physics	21,551.41	-	49,023.15
Bob Chipman Athletic Scholarship Fund	16,915.53	19,396.75	13,915.81
Christensen-Bush Memorial Scholarship Fund	100,000.00	205,475.28	145,357.82
Christ's Hospital School of Nursing Scholarship	57,355.38	89,237.19	63,127.13
Donald Allen Chubb Memorial Scholarship	6,210.00	9,375.00	6,899.27
Cinco De Mayo Scholarship Fund	8,020.00	11,822.24	8,363.43
Civitan Club - Rod Evan Kelley Scholarship	11,075.00	14,635.15	10,748.60
Class of 1930 Winona S. Childers Scholarship	33,264.57	49,276.52	34,859.11
Class of 1950 Law Scholarship	9,782.75	12,110.62	8,788.98
Lauranna Russell Clothier School of Business Memorial Scholarship	63,422.88	114,520.07	81,013.21
Lauranna Russell Clothier International Program Scholarship	63,422.88	114,520.07	81,013.21
Cristine Elizabeth Cole Music Scholarship	2,675.00	4,272.48	3,023.00
Walter I. & Teresa T. Cole Endowment Scholarship	32,910.00	65,132.15	46,079.73
Commonwealth Mortgage Co. Hersh Family Scholarship Fund	9,704.33	16,025.48	11,426.33
Community Financial Series Scholarship	6,603.59	10,469.43	7,406.63
Donald O. Concannon Law Scholarship	19,000.00	31,772.77	22,477.73
Eva R. Cook Music Scholarship Fund	22,477.66	22,107.41	15,885.62
Robert Kinvig Corkhill Memorial Scholarship	2,525.00	4,025.39	2,848.81
Warren Hall Coutts III Scholarship in Art	22,500.00	68,553.36	48,496.41
Thelma L. Cox Memorial Scholarship Fund	5,453.86	6,758.37	4,819.12
Ethel Mattingly Crawford Scholarship	2,966.44	9,190.27	6,501.23
Marie & Dorothy Crawford Alumni Scholarship	7,550.57	27,985.20	19,797.22
Edward J. & Helen M. Crossen Scholarship	33,181.64	63,405.95	44,853.74
W. Wellington Culver Memorial Scholarship	1,026,338.54	2,476,894.60	1,752,216.18
Stephen Daniels Athletic Scholarship Fund	9,373.00	14,956.28	11,057.58
Donald F. Danker History Scholarship	7,950.00	10,921.61	7,734.62
Edith & Harry Darby Foundation Scholarship	20,129.61	33,403.24	23,629.63
Daughters of American Revolution	5,000.00	7,356.78	5,204.03
Thelma Ann Davidson Memorial Scholarship	197,170.20	191,889.91	152,181.02
Clayton M. Davis Law Alumni Scholarship	23,550.00	35,693.88	25,364.14
C. Ronald Dayton Memorial Scholarship	12,605.00	21,746.37	15,523.76
Delta Theta Chi Scholarship Fund	23,382.50	27,394.42	19,471.33
Jettie Denmark Education Fund	42,637.64	49,806.25	35,234.54
Fred A. Derby Bequest Unrestricted	20,000.00	39,400.67	26,659.31
Catherine Deschner Music Scholarship Fund	11,497.40	21,323.95	15,085.59
Walter W. Deschner Chemistry Scholarship	8,806.97	14,353.11	10,154.49
Harold L. Dick Business Scholarship Fund	3,600.00	6,628.83	4,689.26
John Dimon Bequest Unrestricted	15,527.27	53,047.52	37,750.90
DIS Study Fund	6,126.00	10,086.49	7,137.14
Lee Dodson Scholarship Fund	2,776.00	4,515.48	3,194.06
Don A. Dougherty Athletic Scholarship	2,500.00	4,634.16	3,277.48
Mr. & Mrs. Monet E. Drake Scholarship	6,504.00	9,068.82	6,414.58
Michael Dritelein Football Scholarship	26,886.03	28,612.22	20,404.09
Duffens Social Work Scholarship	27,163.54	34,327.71	24,478.03
John M. Duggan Campus Beautification Fund	5,472.18	6,867.63	4,858.29
John M. Duggan Memorial Scholarship Fund	5,000.00	7,164.70	5,068.21
Lloyd & Germaine Durow Endowment Fund	4,265.50	8,500.27	6,014.22

**WASHBURN UNIVERSITY
ENDOWMENT FUND**

**Endowment Assets
June 30, 2008 and 2009**

	Gift Value	FMV	FMV
	June 30, 2009	June 30, 2008	June 30, 2009
Theodore E. Dyck Labor Law Scholarship	23,675.78	35,229.79	24,922.76
Gladys Eddy Endowment Scholarship	10,989.75	14,173.51	10,106.90
Education Scholarship Fund	12,290.84	17,119.43	12,118.96
Dorsey Elliott Athletic Scholarship Fund	291,190.32	284,717.64	213,884.54
Dee Erickson Athletic Fund Scholarship	17,424.51	54,022.19	40,398.92
Dana L. Erwin Memorial Fund for Athletic Scholarships	19,117.62	25,399.38	17,967.82
Eta Kappa Chapter Sigma Theta Tau	15,093.31	17,876.07	12,412.52
Timothy & Carole Etzel Athletic Scholarship Fund	6,500.00	10,895.14	7,707.54
Eubank Scholarship Fund	40,000.00	121,008.78	85,603.93
Lahnoe H. Euler Law Book Fund	18,145.00	28,753.05	20,341.17
Edward M. Everitt Scholarship Fund	2,525.00	5,170.85	3,657.05
Lou & Fae Falley Athletic Scholarship Fund	4,973.13	5,837.07	4,160.68
Chief Justice & Mrs. H. Fatzer Constitutional Law Scholarship	24,142.50	39,222.44	27,746.61
Newell & Virginia Feeley	12,050.00	16,748.13	11,851.41
Martha Peyton Fensch Endowed Fund (Scholarship)	348,897.43	430,434.60	306,916.80
Lida K. Ferguson Unrestricted Fund	5,000.00	16,552.96	11,779.68
Everett & Thelma Fetter Memorial Scholarship Fund	6,425.92	7,853.20	5,600.40
Fidelity State Bank & Trust, Anderson Chandler Business Scholarship	152,302.08	231,867.94	164,731.00
Paul C. Finninger Athletic Scholarship Fund	5,742.77	6,829.94	5,192.40
Helen T. Fisher Book Fund	2,610.00	5,354.68	3,787.70
Michael J. Fitzgibbons Memorial Scholarship	6,253.42	16,465.10	11,647.53
Robert H. & Jane A. Forney Scholarship	37,865.00	42,696.45	30,226.63
Judge J. Richard Foth	6,500.00	11,307.86	8,040.22
C. Benjamin Franklin Lecture Series	9,240.98	16,688.86	11,805.12
G. E. Frazer State-Wide Fund Lectures	11,077.47	23,996.71	16,976.49
Eva French Memorial Scholarship - Music	38,446.83	45,906.42	32,474.42
Vernon M. French Scholarship	14,544.97	25,157.24	17,797.38
Charles A. Fulcher Memorial Scholarship	2,814.89	7,371.07	5,214.89
Eva Slater Fulcher Endowed Fund	5,260.43	4,704.95	3,354.50
Jim & Bonnie Garrett Athletic Scholarship	30,000.00	58,257.44	41,213.77
Clara Gilmer Scholarship Fund	79,227.89	147,493.60	104,341.26
Paul & Pauline Givens Business Scholarship	4,238.70	7,211.86	5,102.94
Dr. Robert H. Glazier Sciences Scholarship - Biology	8,264.45	20,138.17	7,140.78
Dr. Robert H. Glazier Sciences Scholarship - Chemistry	8,264.44	-	7,217.01
Ralph F. Glenn Law Scholarship Fund	5,000.00	9,190.27	6,501.23
Dorothy Joss Glunt Scholarship Fund	31,977.53	33,820.15	24,114.83
Dr. Kenneth E. & Cosma Godfrey	5,022.51	6,531.63	4,619.89
Richard M. Godlove Athletic Scholarship	3,275.00	5,867.17	4,151.17
Goodyear Tire & Rubber Scholarship	25,000.00	40,984.62	28,994.24
Andrew J. & Georgia Neese Gray Fund for Women's Education and Acting	107,597.31	103,960.80	74,128.46
Georgia Neese Gray Women Lecture Series	15,469.38	25,989.47	18,385.75
Helen Green Memorial Scholarship Fund	43,467.67	83,065.57	58,762.73
John & Harriet Green Scholarship	10,720.00	19,698.62	13,935.21
Zula B. Greene Communications Arts Scholarship	20,901.50	38,837.50	27,585.76
George Greenwood Memorial Scholarship for School of Business	3,768.50	11,807.90	8,352.55
H.L. & Alice Grice Student Loan Fund	10,000.00	16,720.46	11,828.03
Homer & Lou Hale Fund-St. Research - Biology	1,666.66	8,148.83	1,898.39
Homer & Lou Hale Fund-St. Research - Chemistry	1,666.67	-	1,932.84
Homer & Lou Hale Fund-St. Research - Physics	1,666.67	-	1,932.84
Richard Phillip Hanlon Memorial Scholarship	30,000.00	61,636.66	43,601.90
Thomas S. Harding Library Fund	11,410.00	17,603.50	12,453.86
Harmon Memorial Lincoln Lecture Fund	20,962.48	29,209.45	20,663.10
Doral H. Hawks Memorial Scholarship Fund	2,573.50	5,281.15	3,736.35
C. Robert Haywood Scholarship	5,049.00	8,823.30	6,248.54
Health Physical Education & Dance Scholarship	12,854.52	17,638.74	12,963.33
Floyd Hedberg Endowment - Music	43,638.71	49,737.48	36,127.77
Herrick Endowment - Faculty Service Award	11,112.33	14,310.22	10,205.18
Shirley & Kenneth Herrick Endow. Scholarship Fund for Part-time Students	27,177.30	33,754.53	24,068.35
Hershberger Patterson Energy Scholarship	5,000.00	9,172.96	6,488.10
Clyde Hill Legislative Internship Scholarship	131,320.51	186,599.51	132,004.96
Delmas C. Hill Law Scholarship	115,025.39	149,591.54	105,824.74
Hill's Pet Products Athletic Scholarship	5,200.00	9,076.00	6,420.06

**WASHBURN UNIVERSITY
ENDOWMENT FUND**

**Endowment Assets
June 30, 2008 and 2009**

	Gift Value	FMV	FMV
	June 30, 2009	June 30, 2008	June 30, 2009
Hill's Pet Products Marketing Faculty	16,000.00	31,297.92	22,141.69
Larry L. & Lucille Hinderlitter	22,500.00	26,670.26	18,868.05
Duffie A. Hindman Law Scholarship Fund	5,000.00	9,302.54	6,582.11
Dean & Laree Hodges Scholarship Fund	9,660.81	11,976.99	8,541.43
Pamela G. Hollie Scholarship Journalism Excellence	57,324.01	62,471.98	46,395.07
Elmer "Gus" Holm Athletic Scholarship Fund	2,800.00	5,522.22	3,907.14
Judge James H. Hope Law	2,662.75	5,467.03	3,867.44
James A. Hudelson, Jr. Memorial Scholarship	12,320.95	13,405.38	9,885.03
Jessie Dymacek Hume Religious Music	3,394.00	6,771.58	4,788.67
Nancy Hummer Memorial Scholarship Fund	6,790.00	11,214.68	7,933.40
Catherine Hussey Chair Nursing Education	483,180.26	626,804.50	443,438.75
Catherine & Glenn Hussey Nursing Scholarship	25,143.42	49,997.33	35,369.59
Glenn B. Hussey Scholarship of Nursing Faculty Development Fund	17,000.00	31,747.28	22,459.46
Hussey Agency Scholarship Fund	1,000.00	3,306.73	2,339.97
Douglas Hutchinson Athletic Scholarship	11,000.00	17,074.86	12,079.26
Andrew & Mark Hutton Tennis Scholarship	2,500.00	5,130.16	3,629.51
IBM Endowed Library Book Fund	5,000.00	10,270.52	7,264.50
Ichabod Club Athletic	57,325.00	82,143.83	58,110.88
Ichabod Washburn General Scholarship	44,093.55	103,453.36	73,185.52
ICT Bazaar International Studies Scholarship Fund	51,500.00	64,758.63	45,810.47
ICT/William W. Wagon Scholarship	19,036.00	35,604.48	25,187.12
Independent Insurance Agents Athletic Scholarship	15,750.00	20,787.72	14,706.33
Independent Insurance Agents of Topeka	15,500.00	22,468.27	15,894.12
Insurance Management Association Athletic Scholarship	18,985.00	20,613.37	15,138.84
Insurance Women of Topeka Scholarship	12,690.00	18,250.95	12,911.98
International Education Endowment Fund	61,920.62	92,815.34	65,659.78
William A. "Cocky" Irwin Economics Scholarship	17,908.66	34,985.40	24,751.80
International House Program Fund	3,195.73	5,669.18	4,009.73
Samuel C. Jackson Scholarship Fund	15,881.28	27,864.80	19,712.48
Grace James Memorial Study Kansas History	12,669.60	12,314.01	9,420.69
Mary E. Jantz Nursing Scholarship	15,792.92	14,904.85	10,628.90
Eugene Millard Jewell Memorial Scholarship	1,542.50	4,202.04	2,971.68
Allan M. Jones Scholarship Fund	4,300.00	7,060.45	5,274.02
Jones Law Library Endowment	10,865.25	13,723.83	9,785.44
Beryl R. Johnson Scholarship Fund	78,913.80	144,384.28	103,354.07
Lilian Stone Johnson Library Fund	1,000.00	3,089.25	2,184.80
Simone Johnson Award of Excellence Book Award	6,349.00	8,863.44	6,275.61
Adelaide N. Johnston Development Fund	37,575.33	69,706.02	49,311.28
R. Norman Jordan Law	6,000.00	11,560.71	8,177.12
Jostens Printing & Publishing Co. Scholarship	7,742.48	12,944.08	9,157.21
Karlyle Woods Enhancement Fund	10,000.00	20,540.66	14,532.14
Kaw Valley DPMA Scholarship	12,882.83	14,482.82	10,326.16
Dr. & Mrs. James W. Kelley Athletic Scholarship	10,155.00	32,363.12	22,893.47
Kent Brown Scholarship Fund	2,121.39	6,564.45	4,643.74
John F. Kilmartin Business Leader Scholarship	25,000.00	38,014.84	26,892.23
Nell A. Kimble Scholarship Fund	245,107.85	460,114.73	325,496.16
Terry J. & Judy L. Kimes Scholarship - Business	11,820.83	31,601.49	11,207.12
Terry J. & Judy L. Kimes Scholarship - CIS	11,820.83	-	11,326.55
Clarence W. King Endowed Chair in Finance and Real Estate	410,710.87	516,500.01	365,384.36
Clarence W. King Scholarship Fund	28,676.23	36,230.25	25,629.90
Thomas L. King Lecture Series	16,755.00	19,700.79	15,303.71
Thomas L. & Janett Miller King Scholarship	12,221.11	35,461.60	25,085.30
Robert H. Kingman Endowed Book Fund	13,810.00	23,330.21	16,507.37
Leroy John Kisner Memorial Scholarship	2,600.00	3,770.08	2,667.16
Fred W. & Loreen W. Klasse Memorial Scholarship Fund	309,210.12	612,846.66	433,543.47
William I. Koch Art Acquisition Fund	35,655.02	35,928.36	25,618.86
Kayeleen Krull Scholarship	2,614.00	5,324.14	3,765.63
KTWU TV Endowment Fund	857,320.85	976,373.81	694,832.42
Fred & Julia Kuehne Athletic Scholarship	50,000.00	95,543.28	67,590.44
Fred & Julia Kuehne Presidential Box Fund	10,000.00	19,107.39	13,516.43
Judge Jay & Sadie W. Kyle Scholarship	177,834.45	228,787.91	163,135.35
Mae L. LaBunker Scholarship Fund	95,898.70	123,772.89	88,255.34

**WASHBURN UNIVERSITY
ENDOWMENT FUND**

**Endowment Assets
June 30, 2008 and 2009**

	Gift Value	FMV	FMV
	June 30, 2009	June 30, 2008	June 30, 2009
W. Reginald LaBunker Law Scholarship	267,199.46	356,292.72	252,049.70
Harold W. Lander Scholarship	2,453.57	8,078.37	5,715.07
Herb Langsdorf, Jr. Athletic Scholarship	1,110.00	3,794.79	2,683.64
Lapeka Inc. Veteran Student Loan Fund	8,500.00	14,928.80	10,561.42
Esther E. Latter Nursing Scholarship	50,155.00	88,901.20	62,889.90
Law Alumni Fellowship	360,728.45	1,100,216.65	778,319.38
Law School Alumni Unrestricted	365,723.36	462,776.11	335,909.67
Ray M. & Hazel K. Lawless Scholarship	15,539.00	45,481.67	32,175.37
Charlotte M. Leavitt Scholarship for Students Majoring in English	6,274.59	21,404.57	15,142.28
Mary Lempenau Math Scholarship	5,575.49	7,414.19	5,285.89
Mary Lempenau Radiation Therapy	10,025.00	14,641.00	10,357.41
Robert and Sallee Lee Athletic	119,168.85	225,555.54	159,577.73
David Lieberman Business Scholarship	5,800.00	10,550.21	7,463.52
Clara Ihrig Linhardt Unrestricted	61,087.50	133,795.13	91,941.99
Topeka Lions Club Memorial Scholarship Fund	12,100.23	18,149.92	13,782.95
Topeka Chapter of Links Scholarship Fund	27,258.70	32,798.60	23,231.89
David Brian Little Business Scholarship	14,360.00	21,700.59	15,351.40
Harry R. & Leila James Logan Endowed Scholarship of Law	10,726.73	33,798.23	23,909.49
Harry R. & Leila James Logan Scholarship Fund	2,716.12	8,605.33	6,086.09
John Daniel Logan Memorial Scholarship	117,556.41	65,490.54	132,186.73
Miriam B Loo Fund for the College of Arts & Sciences	12,683.16	13,037.70	9,295.61
Owen B. Looney Trust Unrestricted	84,977.50	135,659.55	93,996.81
Donna Love Social Work Scholarship	17,577.35	19,697.11	14,072.94
Paul & Margaret Lovewell Memorial Scholarship	1,025.00	4,206.78	2,975.29
N.P. "Bill" Luginbill Scholarship Fund	2,947.06	5,461.43	3,872.46
Violet Lyon Scholarship Fund	43,565.49	52,473.72	37,416.59
Dena B. McAdam Scholarship Fund	10,814.00	20,852.20	14,751.94
Terry & Ann McAdam National Honors Scholarship	22,499.78	31,717.11	23,821.33
Stuart & Gertrude McAlister	32,746.69	41,574.93	29,850.97
Marion G. & Lavina McDonald Scholarship Fund	18,504.19	31,954.53	22,833.50
Mike McDonnell Athletic Scholarship	14,317.17	14,667.77	11,578.56
Homer & Rosemary McElroy Athletic	25,000.00	28,094.46	19,874.58
Isabel McNeill Charity Unitrust	61,991.79	69,909.38	50,112.33
Marion Lerrigo McWilliams Scholarship	1,000.00	3,306.73	2,339.97
Mabee Library Fund	60,000.00	100,318.17	70,966.87
Robert W. & James E. Mackey Scholarship	5,000.00	8,732.81	6,179.67
Maintenance of Sculptures on Campus Fund	33,479.95	31,190.65	22,240.59
Marion M. Manderson Scholarship	21,153.59	28,230.36	20,128.48
Dale C. Marcoux Scholarship Fund	2,384,353.11	2,087,263.98	1,488,331.64
Ed Marling Stores Athletic Scholarship	2,500.00	4,440.89	3,140.74
Terry & Phyllis Marshall Business Scholarship	23,966.95	32,668.11	24,838.78
Eloise Wolcott Martin Memorial Scholarship	40,000.00	49,101.83	34,734.22
Ralph Rodman Martin Endowment Unrestricted	160,312.72	187,263.99	133,265.38
Robert I. Martin Endowed Scholarship	24,888.77	46,988.58	33,241.41
Ward & Eloise Martin Athletic Scholarship Fund	40,150.00	57,290.78	40,530.00
Mayor's Advisory Council on Youth Scholarship	2,600.00	4,777.75	3,379.79
Medevac Scholarship Fund	7,200.00	8,814.61	6,237.31
Media & Entertainment Law	14,000.00	24,430.36	17,283.45
Mended Hearts/Olson Endowment	4,347.62	8,084.71	5,719.92
Brigadier Gen. William Menninger Scholarship for Nursing	1,500.00	3,332.02	2,636.22
Michaud Cordry Hutton Tort Law Scholarship	6,000.00	12,327.49	8,720.28
Ad Miller Athletic Scholarship	5,340.73	5,693.96	4,059.82
Everett A. Miller Jr. Scholarship Fund	2,500.00	4,251.02	3,007.79
Pendleton A. Miller Scholarship	1,005.00	4,202.04	2,971.68
Chuck & Helen Mills Athletic Scholarship	22,000.00	34,518.07	24,423.85
Minorities in Legal Education Scholarship	9,215.00	13,888.40	9,825.09
Mize, Houser Co. Acct. & Comp. Scholarship	7,500.00	29,842.43	10,492.60
Mize, Houser, Mehlinger & Kimes Computer Information	7,500.00	-	10,617.58
Carl C. Monk Law Alumni Scholarship Fund	14,464.78	25,301.44	17,899.04
Clayton D. Moore Scholarship Fund	68,375.53	98,002.57	69,329.26
Lillian Steinmeyer Moore Scholarship Fund	210,842.39	264,213.06	188,394.30
David D. Morris Memorial Scholarship	2,500.00	4,634.16	3,277.48

**WASHBURN UNIVERSITY
ENDOWMENT FUND**

**Endowment Assets
June 30, 2008 and 2009**

	Gift Value	FMV	FMV
	June 30, 2009	June 30, 2008	June 30, 2009
Mulvane Art Museum Endowed Fund	3,965.00	8,001.90	5,688.18
T.M. Murrell Law Alumni Scholarship	37,769.90	61,356.17	43,404.60
A.R. Myers Memorial Endowment Faculty Recognition	27,572.42	36,874.32	26,292.60
A.R. Myers Memorial Endowment Social Science Scholarship	55,388.42	74,057.22	26,264.28
A.R. Myers Memorial Unrestricted Endowment	27,375.11	36,638.51	52,805.05
David & Isabel M. Neiswanger Memorial Fund Unrestricted	25,511.28	43,008.98	30,607.83
Linda Nelson HPE Scholarship	10,018.71	9,816.56	7,563.31
G. William Nice, MD, Music Scholarship	25,134.26	16,920.15	19,484.47
Paul L. Noble Scholarship Fund	152,598.71	192,792.15	137,469.83
Ricky Nottingham Memorial Scholarship	2,500.00	5,130.16	3,629.51
Mary E. Nuss Memorial Scholarship	3,411.80	5,580.37	3,947.90
Nuzman Endowed Fund	15,200.13	14,532.78	11,392.52
Isabel & Phyllis Obee Law Fellowship	53,699.54	111,426.54	78,825.15
Jerry Oldham Memorial Scholarship	12,785.65	14,213.28	10,136.02
One Hundredth Football Season	12,671.64	16,512.67	11,775.19
Downtown Topeka Optimist Music Scholarship	2,500.00	5,130.16	3,629.51
Chuck & Von Ostmeyer Athletic Scholarship	5,730.00	9,534.23	6,745.74
Dr. & Mrs. John Overlander Scholarship	89,485.61	285,452.74	201,936.61
Roy Painter Memorial Scholarship	23,235.67	34,125.09	24,139.79
George M. Parker Tennis Scholarship	10,732.00	15,735.03	12,590.19
Mary M. Parr Memorial Law Scholarship	3,360.00	5,867.17	4,151.17
Payless Shoe Source/May Department Store Business Scholarship Fund	25,002.66	50,564.97	35,771.57
Don Pedroja Memorial Scholarship	7,137.94	8,786.87	6,265.92
Chapter DF of PEO Scholarship	5,521.00	7,451.80	5,291.88
Pepsi, Pizza Hut Athletic Scholarship	10,964.46	20,403.94	14,433.88
Ruth Ellen Perry Music Scholarship	2,564.05	4,899.37	3,466.59
Cecil N. & Marvel B. Peterson Scholarship Fund for Basketball Players	70,532.94	115,090.69	86,985.15
Edna B. Petro Scholarship Fund	10,000.00	32,916.36	23,285.66
Kelsey & Edna Petro Endowment Special Educational Projects	294,337.77	373,645.20	264,326.41
Kelsey H. Petro Memorial Athletic Scholarship	40,025.00	90,270.16	63,859.02
Mark T. Petro Memorial Scholarship	5,000.00	15,959.86	11,289.55
Mildred I. Pfuetze International Scholarship Fund	4,236.50	6,988.33	4,944.40
Phi Delta Kappa Scholarship - Education	2,335.00	4,660.58	3,297.54
Charles A. & Margaret W. Pollak Fund	339,610.44	417,674.28	295,323.20
Eleanore L. Porter Estate Library	121,600.98	402,343.43	284,628.12
Bradley Post Law Scholarship Fund	108,901.06	131,902.51	97,969.97
David M. Powell Scholarship Social Work	13,366.76	16,268.83	11,847.02
Louis and R. Pozez Scholarship	22,500.00	63,351.83	47,483.40
Presidential Endowed Scholarship Fund (Mary M. Clevenger)	15,100.00	31,028.70	21,950.64
Caroline Doster Price, Kappa Alpha Theta Scholarship	5,000.00	10,270.52	7,264.50
Max W. & Phyllis B. Prosser Art Scholarship	13,840.74	14,728.13	10,501.31
Imogene & Jack Quinlan Athletic Scholarship	29,382.00	47,459.96	33,725.18
Ethel Quinn Memorial Fund in Music	10,000.00	20,540.66	14,532.14
Radiologic Technology Scholarship Fund	14,656.87	18,243.19	12,958.12
Radiology & Nuclear Medicine Scholarship	50,300.00	43,118.93	43,884.41
Eugene Ralston Law Alumni Scholarship	58,750.00	73,083.83	51,719.21
John R. Ramsey Memorial Scholarship	10,000.00	31,923.96	22,583.52
Ramskill Fund Maintenance Karlyle Woods	53,734.59	61,136.15	43,592.45
Dr. Eugene & Viola Ramskill Scholarship	120,682.06	133,063.05	94,132.45
G.E. Ramskill Endowed Fund for Faculty	26,892.69	30,840.19	21,990.04
George Ramskill Law Scholarship Fund	112,289.80	153,962.89	108,917.18
Hannah B. Ransom Nursing Scholarship	52,254.81	107,368.59	75,955.04
Gov. Payne H. Ratner Law Scholarship	98,915.05	124,411.58	88,012.37
Rees-Leonard Biology Program Supplies	65,856.78	63,621.27	51,604.26
Gene & Melody Reardon Athletic Scholarship	13,620.70	14,996.76	11,520.60
Arthur V. Read Memorial Scholarship	5,000.00	18,354.96	12,985.36
Maude J. Reed Scholarship Fund	1,893.73	6,845.33	4,842.48
Charles F. Rehkopf History Award	10,897.09	16,017.02	11,331.93
Marilyn Miller Richter Art	4,754.30	8,368.11	5,959.92
Frances & Helen Rigby Scholarship Fund	203,636.05	261,681.73	186,590.20
Richard S. Righter Memorial Scholarship	2,565.00	4,770.74	3,374.45
Bertha M. Rightmire Scholarship	5,000.00	10,270.52	7,264.50

**WASHBURN UNIVERSITY
ENDOWMENT FUND**

**Endowment Assets
June 30, 2008 and 2009**

	Gift Value	FMV	FMV
	June 30, 2009	June 30, 2008	June 30, 2009
Frank A. Ripley Memorial Scholarship	2,330.00	6,555.26	4,636.72
Philip A. & Mabel Huston Roberts Athletic Scholarship	247,223.53	246,491.53	174,376.10
Harold & Marrion Rolley Scholarship	10,000.00	20,540.66	14,532.14
Ralph R. Rollman Scholarship Fund	53,405.35	62,117.55	44,302.42
Virginia Currier Ross Scholarship	18,402.20	20,710.93	14,768.24
Ken Rowley Scholarship Allied Health	41,652.61	52,777.30	37,632.63
Ken Rowley General Scholarship	39,302.95	50,082.36	35,710.92
Ken Rowley Scholarship for Nursing	109,869.58	141,813.62	101,119.57
Downtown Rotary International Scholarship Fund	2,524.50	4,680.70	3,310.59
Dr. Mary S. Rowland Scholarship	35,870.32	57,394.72	40,602.22
Marie Russell, Law School Scholarship (Loan or Other)	91,378.34	187,760.28	132,826.01
Mary Sanders Scholarship Fund	1,012.50	3,234.39	2,288.31
Thad Sandstrom Fund for Nursing	5,000.00	9,446.53	6,683.61
Thad Sandstrom General Scholarship	25,250.00	51,878.81	36,701.00
Thad Sandstrom Memorial Scholarship (Communication)	6,361.00	19,315.81	13,664.67
Steven Schmidt Memorial Law Scholarship	2,085.76	5,649.72	3,996.07
Colonel Rudolph J Schofield Endowment Fund	19,197.61	19,737.64	14,149.36
School of Applied Studies Scholarship Fund	10,258.00	18,395.89	13,076.80
School of Business Endowment	27,664.13	47,092.72	33,314.86
Charles S. Scott Sr. Law	3,984.55	5,738.20	4,109.73
Jay K. Scott Scholarship Fund	24,122.00	24,986.60	19,381.82
Marvin & Trella Schulteis Athletic Scholarship Fund	3,200.00	5,682.49	4,019.86
Security Benefit Athletic Scholarship	5,500.00	7,532.23	5,329.49
Security Benefit Group Scholarship	125,364.83	119,888.04	85,484.63
Chester L. Seeley Scholarship Fund	154,550.00	229,153.96	172,999.06
Dean Arthur G. Sellen	7,011.75	7,944.07	5,664.94
Ray C. & Jane G. Senate Scholarship Fund	20,509.39	21,198.13	15,114.78
Washburn Alumni Convocation Center Endowment Fund - Jane G. Senate	19,931.27	19,740.49	14,049.14
Alice D. Shank, Library Book Fund for Sociology Department	2,571.98	7,204.46	5,097.32
Shawnee Sportsmen Scholarship Biology	7,425.50	10,917.59	7,723.48
Irving & Beth Sheffel Art Creative Activities Fund	25,223.78	42,165.30	30,395.48
Irving & Beth Sheffel Theatre Creative Activities Fund	25,223.78	42,164.31	29,260.01
Richard E. Shermoen Math Scholarship Fund	24,872.49	28,118.49	21,244.19
Nelda Downtain Shiner Scholarship	6,680.00	6,646.10	7,483.53
Shughart, Thomson, & Kilroy Law Scholarship	10,000.00	18,546.76	13,119.77
Si Se Puede Scholarship Fund	15,197.00	15,389.12	13,647.49
George W. Simpson Scholarship	76,320.33	100,178.12	70,868.39
Sylvester A. Skoch Scholarship Fund	109,586.03	146,190.06	104,239.05
Cong. Jim Slattery Law Alumni Scholarship	26,950.00	25,724.28	22,404.26
Edward R. Sloan Scholarship Fund	84,599.72	102,429.32	72,668.73
James Sloan Golf Scholarship Fund	15,455.70	15,263.94	10,884.84
James W. Sloan Men's Tennis Scholarship	15,890.55	15,544.74	11,158.50
Sloan, Listrom, Eisenbarth Law Scholarship	10,225.00	17,603.50	12,453.86
Honorable Don C. Smith Law Scholarship	18,960.00	22,144.37	15,676.49
Scott S. & Marie Smith Scholarship Fund	20,977.57	18,621.77	13,276.41
Susan J. Snyder Chemistry Scholarship	3,500.00	5,980.56	4,229.37
Southwestern Bell Telephone Athletic Scholarship	5,200.00	8,380.66	5,927.82
Nally Fox Spangler Education Scholarship	6,865.07	7,884.63	5,945.13
Harold E. Sponberg Memorial Scholarship Fund	1,000.00	3,409.83	2,411.47
Allie B. Stahl Athletic Scholarship Fund	5,000.00	9,302.54	6,582.11
Donald A. Stark Business Leader Scholarship	50,000.00	92,753.06	65,615.88
Stan Stauffer Transportation Scholarship Fund	30,822.66	31,839.06	22,708.70
Frances Collins Stephenson Scholarship	7,985.00	10,470.56	7,776.70
Cornelia Adams Straub Scholarship Fund	10,884.21	13,307.41	9,489.30
Esther Strickland Music Scholarship	2,891.02	5,315.84	3,760.45
Dorothy Studebaker, Zeta Tau Alpha Scholarship Fund	5,100.00	10,406.13	7,363.06
Student Fund Raising Committee Scholarship	12,456.42	13,878.19	9,894.85
Marguerite S. Stuenkel Scholarship Fund	15,476.81	26,198.73	20,202.48
Annie B. Sweet as Residuary Legatee Unrestricted	549,104.59	641,414.52	456,460.41
Erma Schmidler Tebben Scholarship	5,727.00	8,469.47	5,991.91
Charles and Mabel Tefft Memorial Scholarship	15,340.00	15,914.60	12,368.14
Bradbury Thompson Class of 1934 Fund	3,150.00	6,467.42	4,574.52

**WASHBURN UNIVERSITY
ENDOWMENT FUND**

**Endowment Assets
June 30, 2008 and 2009**

	Gift Value	FMV	FMV
	June 30, 2009	June 30, 2008	June 30, 2009
Topeka Area Retired Teachers Association	42,924.68	39,563.99	30,580.60
Florence Evelyn Townsley Music	21,736.85	38,889.77	27,730.68
Duane A. & Dorothy P. Touslee	5,372.72	5,829.74	4,155.09
B.W. Trull Foundation Scholarship Fund	52,010.38	170,981.56	120,958.27
Florence M. Trull Memorial Scholarship	64,500.00	115,144.13	82,538.83
Mike Turnbull Memorial Athletic Scholarship	6,653.50	13,223.90	9,353.98
Arthur Ueoka Memorial Law Scholarship	15,695.00	25,509.21	18,600.85
University Theatre Program Fund	8,941.54	15,840.64	11,205.76
James K. Van Slyke Memorial Scholarship Fund	11,776.90	16,091.84	11,566.23
Washburn Alumni Association Lifetime Membership Endowment	86,250.00	99,098.70	70,106.94
Dan & Mary Wade Athletic Scholarship	3,000.00	4,690.19	3,317.77
Normel Thor and Nellie Waldron Scholarship	7,500.00	15,409.72	10,900.88
James & Melodee Wallace Book Fund	5,432.05	5,675.54	4,045.80
Wang Scholarship Fund	2,575.00	7,876.33	5,571.74
Washburn Alumni Association Scholarship	116,336.35	230,588.90	163,126.61
Washburn University International Student Scholarship	6,037.33	9,172.96	6,488.10
Washburn University General Endowment Unrestricted	438,420.98	512,130.56	364,456.24
Washburn University Art Scholarship	15,500.00	10,647.06	19,107.51
Washburn University Dance Scholarship	3,322.50	4,721.75	3,340.64
Washburn Endowed Lecture Series	94,654.11	94,786.57	67,586.15
Washburn University English Scholarship	3,654.97	7,252.50	5,129.26
Washburn University Music Scholarship	63,992.48	78,769.08	56,188.73
Washburn University Rowing Crew Fund	6,535.74	9,074.02	6,669.73
Washburn University School of Nursing Scholarship	24,910.19	36,597.01	26,174.17
Washburn University Theater Scholarship	20,348.40	40,351.74	28,546.02
Washburn Walkers Gerontology Scholarship	35,780.01	49,531.64	35,129.79
Washington, D.C. Washburn Alumni Scholarship Fund	2,751.28	6,475.64	4,580.74
Terry Watson Scholarship Fund, Law	7,522.82	15,457.54	10,936.15
Judge & Mrs. George H. Whitcomb Law Scholarship	37,274.58	62,590.32	44,279.21
Dr. Philip W. Whitcomb Scholarship Fund	21,788.24	29,801.02	21,084.48
Clarence Whitlow Music Scholarship	8,866.66	16,385.49	11,591.57
Betty & Norman Wilson Athletic Scholarship	95,696.99	92,837.81	66,787.97
J. Robert Wilson Law Scholarship	55,650.00	126,769.84	89,680.14
J. Robert & Barbara King Wilson Scholarship	39,751.25	60,203.66	43,528.09
F. Wingerson Scholarship Science or Pre Med	3,100.00	6,363.27	4,500.99
Helen H. Wise Memorial Scholarship Fund	33,224.83	44,418.20	31,672.61
Helen H. Wise Memorial Scholarship for Arts	16,343.91	21,945.19	15,370.53
Helen H. Wise Memorial Scholarship for Theatre	16,883.92	22,473.00	16,305.53
Lillian Cecil Wiser Scholarship	62,707.38	191,074.31	135,170.35
Jeanne Bowman Wohlberg Drama Scholarship	15,663.55	15,423.06	10,997.88
Grace W. Wolf Estate Unrestricted	5,000.00	16,552.96	11,779.68
Lloyd R. "Ray" & Edna Wolfe Endowed Scholarship	57,260.00	76,494.06	54,113.61
Women's Basketball 25th Season Scholarship	6,995.49	8,414.40	6,108.77
Woodbury/Ramskill Scholarship	81,333.79	101,277.31	72,214.29
Dr. & Mrs. Robert P. Woods Nursing Scholarship	81,179.96	71,767.37	51,231.73
Alden B. Woody Scholarship Fund	6,911.39	12,679.67	8,968.68
Helen Woolverton Memorial Scholarship	11,055.56	14,743.50	10,510.69
Chuck & Alice Clare Wright Athletic	16,795.00	20,169.62	16,425.71
Donald C. Wright Business Scholarship	24,275.00	24,330.24	20,545.62
Thomas E. & Carole Wright Scholarship Fund	12,966.95	23,027.83	16,289.93
Yazzie Native American Scholarship Fund	6,222.01	8,821.64	6,241.50
Rosemary Yoho Scholarship	4,505.00	7,371.07	5,214.89
Alice & James Young Nursing Faculty	8,429.92	11,822.24	8,363.43
Amelia Belle Young Scholarship	29,952.86	42,489.30	30,058.54
Dr. James M. Young Scholarship	22,537.00	29,078.45	20,601.59
James M. & Mildred Trimble Young Scholarship	15,840.50	25,065.50	17,739.14
J. Frederic Zimmerman Estate Unrestricted	29,408.66	64,153.56	44,067.36
William & Patricia Zimmerman Scholarship	10,755.88	12,327.51	8,788.56
Assets held by Washburn Endowment Association	<u>24,218,451.42</u>	<u>34,410,879.23</u>	<u>24,772,594.37</u>

**WASHBURN UNIVERSITY
ENDOWMENT FUND**

**Endowment Assets
June 30, 2008 and 2009**

	Gift Value	FMV	FMV
	June 30, 2009	June 30, 2008	June 30, 2009
Unallocated endowment earnings		1,362,078.57	-
Endowment pledges receivable		4,474.73	3,429.67
Life insurance cash value		<u>126,516.04</u>	<u>124,695.62</u>
TOTAL ENDOWMENT ASSETS	<u>\$ 24,493,380.09</u>	<u>\$ 36,238,466.98</u>	<u>\$ 25,203,734.91</u>

Note:

In fiscal year 2009, unallocated endowment earnings were recorded in the Agency Fund as part of each restricted fund balance. Allocation to individual funds is not available as of June 30, 2008.

**WASHBURN UNIVERSITY
ENDOWMENT FUND**

**Statement of Changes in Cash Balances
For the Fiscal Years Ended June 30, 2009 and 2008**

	<u>2009</u>	<u>2008</u>
Cash balance, beginning of fiscal year	\$ -	\$ -
<u>Sources:</u>		
Contributions	-	-
Earnings	-	-
Unexpended amounts from restricted funds	-	-
	<hr/>	<hr/>
Total cash available	-	-
<u>Applications:</u>		
Transferred to WEA for investment	-	-
	<hr/>	<hr/>
Cash balance, end of fiscal year	<u>\$ -</u>	<u>\$ -</u>

**WASHBURN UNIVERSITY
ENDOWMENT FUND**

**Statement of Changes in Endowment Assets
For the Fiscal Years Ended June 30, 2009 and 2008**

	<u>2009</u>	<u>2008</u>
Total endowment assets, beginning of fiscal year	\$ 36,238,467	\$ 44,229,039
Additions:		
Contributions (cash, WEA and restricted transfers)	231,053	154,117
Earnings	81,288	39,815
Charitable trust investment earnings	6,648	10,804
Change in receivable from WEA [1]	-	3,033
Adjustment to market value	4,230	3,258
Total additions	<u>323,219</u>	<u>211,027</u>
Reductions:		
Charitable trust distributions	10,402	15,389
Change in receivable from WEA [1]	2,866	2,125,894
Adjustment to market value	11,344,683	6,060,316
Total reductions	<u>11,357,951</u>	<u>8,201,599</u>
Total endowment assets, end of fiscal year	<u>\$ 25,203,735</u>	<u>\$ 36,238,467</u>

Notes:

[1] The University reports all amounts held by WEA on behalf of Washburn. The receivable from WEA is composed of: (1) the cash value of life insurance policies owned by the University; and (2) net endowment pledges receivable.

**WASHBURN UNIVERSITY
ENDOWMENT FUND**

**Footnotes
June 30, 2009**

Funds whose income accrues to the benefit of Washburn University, held in trust and managed by others:

1. Dorothy B. Southwick Trust is managed by the Midwest Trust Company. The testamentary trust provides that one-half of the net income of the Trust is to be used for scholarships for deserving students at Washburn University as a memorial to Barbara Southwick, the deceased daughter of Mrs. Dorothy Southwick. The assets in the Trust Report as of December 31, 2008 totaled \$232,063.05.
2. Harry L. and Margaret S. Rhodes Scholarship Trust is managed by Bank of America. One-fourth of the net income of the trust is to be paid to Washburn as scholarships for deserving students of the University. The value of this fund on June 30, 2009 was \$191,389.62.
3. Dr. Manuel F. Pusitz Nursing Scholarship Trust is managed by Bank of America. One-half of the net income of the trust is to be paid to the University for scholarships to nursing students. The value of this fund on June 30, 2009 was \$246,696.26.
4. Finnup Foundation Trust is managed by the Finnup Foundation of Garden City. There is an annual distribution voted by the Board of Trustees. Scholarship funds received are to be awarded to students from southwestern Kansas based upon merit, financial need, or a combination of both.
5. Ethel Strawman Dyatt Charitable Trust is managed by Bank of America. Twenty percent of the income is to be distributed to the University to provide scholarships to such persons and in such amounts as determined by the University. The scholarships are known as the Ethel Strawman Dyatt and William L. Dyatt Scholarship. The assets in the trust report as of June 30, 2009 were \$487,498.44.
6. Fred J. and Julia C. Kuehne Trust is managed by Bank of America. Forty percent of the net income of the trust is to be distributed to the University. Ninety percent of the distribution is to be used for athletic scholarships, and ten percent for athletic recruitment, if desired. The total distribution can be awarded as scholarships as determined by the University. The assets as of June 30, 2009 were \$1,225,064.68.
7. Thelma H. Nickelson Trust is managed by Bank of America. Net income is to be distributed and used for scholarships based on financial need, scholarship, leadership, personality, and desirable character qualities. The assets as of June 30, 2009 were \$151,726.97.
8. William Guild Trust is managed by UMB Bank. The University is a 1/6 owner in this Trust. Washburn's share of the annual income from this trust is divided among several different areas on campus.
9. Washburn University is the beneficiary of \$124,695.62 cash value of life insurance policies restricted for endowed scholarships.

FUND 5
LOAN FUND

Washburn University provides emergency, short-term, non-interest bearing loans to students for books and living expenses. Washburn Endowment Association has advanced \$200,000 to the University's Student Loan Fund.

TABLE OF CONTENTS

Balance Sheets.....	5-1
Statement of Changes in Cash Balances	5-2
Statement of Changes in Net Assets	5-3

**WASHBURN UNIVERSITY
LOAN FUND**

**Balance Sheets
June 30, 2009 and 2008**

<u>ASSETS</u>	<u>2009</u>	<u>2008</u>
Cash in bank	\$ 224,411	\$ 185,108
Receivable from Perkins Fund	35,997	-
Receivable from WEA	3,029	1,559
Loans receivable - General	29,473	64,644
Loans receivable - Law	1,500	5,846
Loans receivable - School as Lender	<u>1,204</u>	<u>1,204</u>
TOTAL ASSETS	<u>\$ 295,614</u>	<u>\$ 258,361</u>
<u>LIABILITIES</u>		
Due to Perkins Fund	\$ 35,997	\$ -
<u>NET ASSETS</u>		
Emergency loan net assets - General	169,834	168,625
Emergency loan net assets - Law	10,883	10,883
Other loan fund net assets	<u>78,900</u>	<u>78,853</u>
 TOTAL NET ASSETS	 <u>259,617</u>	 <u>258,361</u>
 TOTAL LIABILITIES AND NET ASSETS	 <u>\$ 295,614</u>	 <u>\$ 258,361</u>

**WASHBURN UNIVERSITY
LOAN FUND**

**Statement of Changes in Cash Balances
For the Fiscal Year Ended June 30, 2009**

Cash balance, June 30, 2008		\$	185,108
Sources:			
Repayments on emergency loans	\$	49,224	
School as lender student loan income		<u>47</u>	
Total cash received in FY 2008-2009			<u>49,271</u>
Total cash available for expenditure in FY 2008-2009			234,379
Applications:			
Emergency loan disbursements		<u>9,968</u>	
Total cash applied in FY 2008-2009			<u>9,968</u>
Cash balance, June 30, 2009		\$	<u>224,411</u>

**WASHBURN UNIVERSITY
LOAN FUND**

**Statement of Changes in Net Assets
For the Fiscal Year Ended June 30, 2009**

Net assets, June 30, 2008		\$	258,361
<u>Additions:</u>			
Payments on old emergency loans	175		
Investment income	1,470		
School as lender student loan income	<u>47</u>		1,692
<u>Deductions:</u>			
Bad debt expense	<u>436</u>		<u>436</u>
Net assets, June 30, 2009		\$	<u>259,617</u>

FUND 6
EMPLOYEE BENEFITS CONTRIBUTION FUND

Because the University's source of local governmental funding has changed from property taxes to sales tax, this fund is no longer funded with property tax receipts. The fund balance was transferred in full to the General Fund at June 30, 2002 to reimburse the General Fund for employee benefit contributions. Future transfers to the General Fund will occur as back property taxes are received.

TABLE OF CONTENTS

Balance Sheets.....	6-1
Statement of Changes in Net Assets	6-2
Actual to Budget Comparison	6-3

**WASHBURN UNIVERSITY
EMPLOYEE BENEFITS CONTRIBUTION FUND**

**Balance Sheets
June 30, 2009 and 2008**

ASSETS	2009	2008
Cash in bank	\$ -	\$ -
Short-term investments	-	-
Accrued interest receivable	-	-
TOTAL ASSETS	\$ -	\$ -
NET ASSETS	\$ -	\$ -

**WASHBURN UNIVERSITY
EMPLOYEE BENEFITS CONTRIBUTION FUND**

**Statement of Changes in Net Assets
For the Fiscal Year Ended June 30, 2009**

Net assets, June 30, 2008	\$	-
<u>Additions:</u>		
Tax revenues		-
<u>Deductions:</u>		
Transfer to the General Fund for employee benefits		-
Net assets, June 30, 2009	\$	-

**WASHBURN UNIVERSITY
EMPLOYEE BENEFITS CONTRIBUTION FUND**

**Actual to Budget Comparison
For the Fiscal Year Ended June 30, 2009**

	<u>Actual</u>	<u>Budget</u>
<u>Receipts:</u>		
LATVR taxes	\$ -	\$ 5,000
<u>Expenditures:</u>		
Transfer to the General Fund for employee benefits	-	5,000
Net activity for the fiscal year ended June 30, 2009	<u>\$ -</u>	<u>\$ -</u>

FUND 7
TORT CLAIM LIABILITY FUND

Property and motor vehicle taxes and investment earnings provide the source of funds for the University's liability insurance premium payments.

TABLE OF CONTENTS

Balance Sheets.....	7-1
Statement of Changes in Net Assets	7-2
Actual to Budget Comparison	7-3

**WASHBURN UNIVERSITY
TORT CLAIM LIABILITY FUND**

**Balance Sheets
June 30, 2009 and 2008**

<u>ASSETS</u>	2009	2008
Cash in bank	\$ 788,832	\$ 73,220
Short-term investments	134,511	831,038
Receivable - taxes from County Treasurer	28,489	39,471
Accrued interest receivable	-	193
Receivable - Stormont Vail	-	537
Receivable - Due from Washburn Institute of Technology	13,379	-
Prepaid expenses	63,304	78,434
TOTAL ASSETS	\$ 1,028,515	\$ 1,022,893
<u>LIABILITIES</u>		
Accounts payable	\$ 15,493	\$ 17,640
<u>NET ASSETS</u>	1,013,022	1,005,253
TOTAL LIABILITIES AND NET ASSETS	\$ 1,028,515	\$ 1,022,893

**WASHBURN UNIVERSITY
TORT CLAIM LIABILITY FUND**

**Statement of Changes in Net Assets
For the Fiscal Year Ended June 30, 2009**

Net assets, June 30, 2008		\$ 1,005,253
Additions:		
Ad valorem taxes current	302,703	
Motor vehicle tax	36,272	
Back taxes	5,850	
Investment earnings from temporary investments	<u>4,634</u>	
Total additions		349,459
Deductions:		
Athletic health insurance premium	94,208	
Public liability insurance premium	132,498	
Litigation expense	<u>114,984</u>	
Total deductions		<u>341,690</u>
Net assets, June 30, 2009		<u>\$ 1,013,022</u>

**WASHBURN UNIVERSITY
TORT CLAIM LIABILITY FUND**

**Actual to Budget Comparison
For the Fiscal Year Ended June 30, 2009**

	<u>Actual</u>	<u>Budget</u>
<u>Receipts:</u>		
Ad valorem taxes current	\$ 302,703	\$ 328,175
Motor vehicle tax	36,272	33,514
Back taxes	5,850	3,900
Investment earnings from temporary investments	4,634	30,000
Total receipts	<u>349,459</u>	<u>395,589</u>
<u>Expenditures:</u>		
Athletic health insurance premium	94,208	95,373
Public liability insurance premium	132,498	290,350
Litigation expense	114,984	600,000
Miscellaneous risk management expense	-	5,000
Contingency	-	350,000
Total expenditures	<u>341,690</u>	<u>1,340,723</u>
Net activity for the fiscal year ended June 30, 2009	<u>\$ 7,769</u>	<u>\$ (945,134)</u>

FUND 8
UNIVERSITY RESTRICTED AND AGENCY FUND

TABLE OF CONTENTS

Balance Sheet	8-1 — 8-26
Analysis of Kelsey & Edna Petro Endowed Funds	8-27
Analysis of Alumni Association Fund	8-28
Analysis of Ichabod Club Scholarship Fund	8-29
Analysis of School of Law Expendable	8-30

**WASHBURN UNIVERSITY
UNIVERSITY RESTRICTED AND AGENCY FUND**

**Balance Sheet
June 30, 2009**

ASSETS

Cash in bank	\$ 1,811,705.70
Athletics - recruiting cash advance fund	2,000.00
Student Publications - change fund	30.00
Short-term investments	522,362.08
Certificate of deposit - Theta Chapter of Sigma Alpha Iota	46,000.00
Receivable - WEA	12,271,404.94
Receivable - American Bar Association	6,708.91
Receivable - Athletics golf tournament	2,880.00
Receivable - KTWU TV Endowment Fund	1,200.00
Receivable - KTWU contracted underwriting	746.35
Receivable - KTWU workshop fees	290.00
Receivable - Mobile Health Clinic cholesterol checks	1,905.00
Receivable - Student Health Services	138.00
Receivable - University licensing program	6,999.93
Receivable - Washburn Institute of Technology	110,059.92
Prepaid expenses	44,496.17
TOTAL ASSETS	\$ 14,828,927.00

LIABILITIES AND NET ASSETS

Accounts payable	\$ 43,781.30
Due to Washburn Institute of Technology	563.75
Deferred revenue - School of Business	2,174.57
CURIOUS MIND program deposit	1,500.00
Prepaid Bod bucks, fund type 11	(89.00)
International student health insurance premiums payable	1,852.51
Retiree health insurance premiums payable	19,697.30
Sales tax payable	838.15
Accrued expenses	479,611.36
Percussion camp deposits	4,068.00
Study abroad deposits	273,615.00
Subtotal - Liabilities	\$ 827,612.94

Agency Accounts and Restricted Funds

	<u>June 30, 2008</u>	<u>Increases</u>	<u>Decreases</u>	<u>LIABILITIES</u>	<u>NET ASSETS</u>
Student Activity Fee Accounts					
Campus Activities Board	\$ 16,850.18	\$ 46,177.50	\$ 54,491.19	\$ -	\$ 8,536.49
Cheer Squad	8,854.45	9,412.20	10,876.81	7,389.84	-
Student Publications	20,980.76	155,825.31	169,713.65	-	7,092.42
Washburn Student Bar Association	18,186.58	35,813.83	33,799.30	-	20,201.11
WSGA daily operations	(4,117.77)	278,838.99	256,445.50	-	18,275.72
WSGA reserve fund	24,395.47	6,319.22	18,273.54	-	12,441.15
Subtotal - Student Activity Fee Accounts	85,149.67	532,387.05	543,599.99	7,389.84	66,546.89

Other Student Organizations

Abilities Connecting Everyone	125.96	-	-	125.96	-
Ad Astra	259.62	-	-	259.62	-
Aikida - Plus: Martial Arts Club	-	75.00	-	75.00	-
Alpha Kappa Alpha	0.32	-	-	0.32	-
Alpha Lambda Delta - Top Hat Chapter	1,272.78	2,280.00	1,540.00	2,012.78	-
Alpha Phi	660.00	-	660.00	-	-
Alternative Spring Break	263.58	5,300.00	4,814.04	749.54	-
Alternative Winter Break	653.02	-	-	653.02	-
American Business Women's Association	1,286.68	3,065.00	2,042.32	2,309.36	-
Asian American Law Student Association	-	11.00	-	11.00	-
Beta Beta Beta	482.34	1,966.25	2,069.26	379.33	-
Beta Gamma Sigma	2,698.50	1,800.00	4,498.50	-	-
Biology Club	169.71	-	89.96	79.75	-
Black Law Student Association Banquet	840.01	99.00	589.20	349.81	-
Black Student Union	74.87	-	-	74.87	-
Bod Squad	556.91	1,110.00	1,456.25	210.66	-
Campus Ministries at Washburn	110.39	3,500.00	2,553.25	1,057.14	-
Chemistry Club	1,410.22	2,927.47	3,167.77	1,169.92	-
Christian Challenge	15.17	1,000.00	1,000.00	15.17	-
Circle K	-	673.18	-	673.18	-
Club Mathematica	328.45	-	-	328.45	-
College Music Educators National Conference	252.07	1,268.98	1,393.88	127.17	-
Collegiate Entrepreneurs Organization	876.96	3,830.00	2,841.55	1,865.41	-

Agency Accounts and Restricted Funds	June 30, 2008	Increases	Decreases	LIABILITIES	NET ASSETS
Other Student Organizations, continued					
Crew (Rowing)	\$ -	\$ -	\$ -	\$ -	\$ -
Dancing Blues	10,026.90	12,044.72	15,137.35	6,934.27	-
Debate / Forensics	10,111.27	-	10,111.27	-	-
Dedicated Sisters in Transition	-	-	-	-	-
Delta Chi	665.78	2,101.64	2,929.04	(161.62)	-
Delta Gamma	-	-	-	-	-
Denver Hargis Political Science Society	-	-	-	-	-
Disaster Response Team	1,074.02	1,325.00	658.35	1,740.67	-
Early Childhood Organization	-	3,460.84	2,974.10	486.74	-
Elite National Dance Squad of Washburn	1,599.76	7,722.00	7,345.86	1,975.90	-
Environmental Law Society	2,339.69	180.00	1,187.33	1,332.36	-
Federalist Law Society	495.85	-	-	495.85	-
Fellowship of Christian Athletes	87.63	-	-	87.63	-
FIGHT	-	-	-	-	-
French Club	43.22	618.47	644.31	17.38	-
Future Alumni Network	3,640.87	7,336.61	2,401.67	8,575.81	-
Gay-Straight Legal Alliance	1,371.61	84.37	377.79	1,078.19	-
German Club	25.55	-	-	25.55	-
Greek Council	3,127.28	5,444.89	7,652.28	919.89	-
Hispanic American Law Student Association	17.89	330.00	-	347.89	-
Hispanic American Leadership Organization	233.14	-	-	233.14	-
Hunger Initiatives	(75.53)	2,972.86	2,817.56	79.77	-
Mortarboard - Ichabod Chapter	1,922.86	3,998.24	3,803.20	2,117.90	-
iTeachers	22.32	18.00	11.99	28.33	-
Indigenous Nations Student Association	3,732.10	-	-	3,732.10	-
Interfraternity Council	992.00	925.00	1,050.39	866.61	-
International Association of Administrative Professionals	(297.95)	297.95	-	-	-
International Club	338.21	288.00	219.48	406.73	-
International Law Society	624.95	1,197.11	345.04	1,477.02	-
J. Reuben Clark Law Society	1,226.26	838.75	844.81	1,220.20	-
Jazz Coalition	(3,494.34)	6,994.34	3,500.00	-	-
Kappa Alpha Theta	-	-	-	-	-
Kappa Sigma Fraternity	4.25	-	-	4.25	-
L.I.N.C. Scholar/Bonner Leaders	499.81	5,500.00	5,990.52	9.29	-
Lambda Nu KS Theta Chapter	393.68	980.60	1,092.83	281.45	-
Lambda Pi Eta	3.81	565.00	295.00	273.81	-
Leadership Abroad	1,524.00	-	1,524.00	-	-
Literacy Education Action Project	157.51	60.99	111.58	106.92	-
Management & Human Resource Club	-	1,000.00	460.87	539.13	-
Martial Arts Council	643.87	-	-	643.87	-
Men's Soccer Club of Washburn University	-	1,141.61	850.00	291.61	-
Model United Nations	570.30	-	-	570.30	-
Mozart Society	74.79	-	-	74.79	-
NAAAP (National Asian American Association Program)	2.22	-	-	2.22	-
NAACP	145.61	-	-	145.61	-
NAMI Washburn University	495.65	2,001.27	2,404.03	92.89	-
NCTM Conference Travelers	18.83	3,300.00	3,235.01	83.82	-
Nonoso	372.08	32.00	123.64	280.44	-
Nu Tau Sigma	147.81	-	-	147.81	-
OPEN	141.17	630.41	865.97	(94.39)	-
Order of Omega	11.79	-	-	11.79	-
Panhellenic Council	2,325.41	4,193.79	5,138.07	1,381.13	-
Phi Alpha Theta	396.99	744.00	640.00	500.99	-
Phi Beta Lambda	684.61	500.00	760.00	424.61	-
Phi Delta Phi	131.03	143.00	-	274.03	-
Phi Delta Theta	-	-	-	-	-
Phi Theta Kappa Honorary Society	845.56	1,025.00	1,133.22	737.34	-
Physical Education Majors & Minors	-	-	-	-	-
Pi Kappa Delta, KS Beta Chapter	-	2,800.00	2,698.43	101.57	-
Pi Sigma Alpha Honorary (Political Science)	545.37	-	12.57	532.80	-
Pre-Law Association	75.29	-	-	75.29	-
Prog. Informed Student Society Engaged in Democracy	73.89	-	-	73.89	-
Project Unity	132.44	-	-	132.44	-
Psi Chi (Psychology Honors)	2,004.00	3,099.69	2,998.91	2,104.78	-
Psychology Students Study Abroad	907.72	92.28	1,000.00	-	-
Respiratory Care Student Organization	563.03	6,962.56	6,783.95	741.64	-
Rotaract	303.19	-	-	303.19	-
Sagamore	374.72	747.00	471.22	650.50	-
Sigma Alpha Iota	963.75	4,421.45	5,010.42	374.78	-
Sigma Phi Epsilon	186.73	-	-	186.73	-
Sigma Tau Delta English Honorary	247.90	720.51	747.51	220.90	-
Sigma Theta Tau International Eta Kappa	94.94	-	-	94.94	-
Social Justice League of WU	466.66	3,553.98	3,894.50	126.14	-
Society for Collegiate Journalists	5.00	210.00	210.00	5.00	-
Spanish Club	55.27	-	-	55.27	-
Speech and Debate Club	-	-	-	-	-
STAND	-	425.86	414.27	11.59	-

Agency Accounts and Restricted Funds	June 30, 2008	Increases	Decreases	LIABILITIES	NET ASSETS
Other Student Organizations, continued					
Student Ambassadors	\$ 2,819.72	\$ -	\$ 2,819.72	\$ -	\$ -
Student Athlete Advisory Committee	790.82	1,737.77	1,872.18	656.41	-
Student Chapter - Friends of Mabee Library	105.00	-	-	105.00	-
Student Education Activist Coalition	2,750.00	1,803.53	1,693.09	2,860.44	-
Student Nurses of Washburn	1,400.96	2,105.87	1,683.28	1,823.55	-
Student to Student	-	2,105.35	2,100.00	5.35	-
Summer Orientation Counselors	289.00	-	-	289.00	-
Tau Upsilon Alpha	4.48	628.60	519.07	114.01	-
Tax & Estate Planning Association	118.90	22.00	-	140.90	-
Threads	-	135.00	-	135.00	-
Topeka Rugby Football Club of Topeka	-	2,422.36	2,422.36	-	-
Victim/Survivor Services Student Organization	123.01	-	-	123.01	-
Washburn Accounting Society	1,388.69	7,204.74	8,000.61	592.82	-
Washburn All Green	-	2,375.06	2,290.48	84.58	-
Washburn Anthropology/Sociology Club	-	2,679.11	2,415.88	263.23	-
Washburn Art Student Association	1,563.71	1,591.00	1,602.11	1,552.60	-
Washburn Art Team of United Potters	1,865.07	1,212.17	-	3,077.24	-
Washburn Association of Percussionists	(71.13)	249.00	177.84	0.03	-
Washburn Catholic Campus Center	-	-	-	-	-
Washburn Collegiate 4-H Club	336.42	20.00	149.87	206.55	-
Washburn Education Association	904.81	2,717.00	2,469.18	1,152.63	-
Washburn Graduate Social Work Student Association	1,971.66	1,721.94	2,797.62	895.98	-
Washburn Human Services Coalition	54.37	1,936.80	1,936.80	54.37	-
Washburn International Business Club	570.50	-	-	570.50	-
Washburn Investment Society	160.00	-	-	160.00	-
Washburn Keyboard Society	-	105.00	-	105.00	-
Washburn Law Democrats	85.00	4,542.26	3,618.53	1,008.73	-
Washburn MBA Association (SOBU)	785.35	409.15	370.90	823.60	-
Washburn Orchestra Association	933.42	1,645.98	1,208.42	1,370.98	-
Washburn Paralegal Association	277.81	184.96	302.54	160.23	-
Washburn Peace Works	1,453.33	6,310.30	7,457.56	306.07	-
Washburn Physical Therapy Club	2,840.43	3,754.88	3,274.16	3,321.15	-
Washburn Players	-	1,266.00	1,263.64	2.36	-
Washburn Real Estate Law Society	88.57	11.00	-	99.57	-
Washburn Residence Council	1,585.37	5,191.94	2,440.51	4,336.80	-
Washburn Student Film and Video Association	2,595.68	1,286.85	3,882.53	-	-
Washburn Student Social Work Association	(4.55)	5,002.41	4,534.60	463.26	-
Washburn University Association of Bands	1,380.10	-	869.03	511.07	-
Washburn University Public Relations Society	230.59	-	-	230.59	-
Washburn University Advertising Federation	225.13	-	-	225.13	-
Washburn University Athletics Trainers Society	528.21	1,951.69	1,016.03	1,463.87	-
Washburn University College Republicans	0.20	2,456.60	2,456.60	0.20	-
Washburn University Finance Society	325.19	1,316.00	1,606.87	34.32	-
Washburn University Flute Association	433.91	2,686.31	2,463.73	656.49	-
Washburn University Runner's Club	590.48	3,567.57	3,982.84	175.21	-
Washburn University Trumpet Association	-	3,005.71	3,005.71	-	-
Washburn Young Democrats	215.00	-	-	215.00	-
WSBA Charity Fundraiser	2,738.01	15,025.48	15,720.45	2,043.04	-
WU AMSA Primary	1,010.77	5,546.12	6,876.62	(319.73)	-
WU Criminal Justice Association	326.83	3,128.35	2,553.98	901.20	-
WU Dance & New Choreography Exchange	-	2,276.82	2,412.44	(135.62)	-
WU National Broadcasting Society	-	-	-	-	-
WU Peer Education	438.77	-	-	438.77	-
WU Public Debate Forum	-	2,500.00	2,500.00	-	-
WU Radiologic Technology Organization	694.83	2,518.78	1,913.67	1,299.94	-
WU Sales and Marketing Executives	107.13	5,971.85	5,727.34	351.64	-
WU Student Computing Association	1,361.24	-	-	1,361.24	-
WU Student Council for Exceptional Children	234.52	-	-	234.52	-
WU Student Recreation and Wellness Club	50.00	433.28	433.28	50.00	-
WU Women's Golf Club	-	4,342.76	4,332.42	10.34	-
Zeta Tau Alpha	-	2,042.26	1,943.30	98.96	-
Subtotal - Other Student Organizations	107,456.89	246,698.26	258,436.39	95,828.06	-
Other Agency Accounts					
Academic Advising	167.45	-	77.50	89.95	-
American Association of University Professors	963.62	210.00	265.95	907.67	-
American Society of Victimology	5,879.23	390.00	558.15	5,711.08	-
Art Department Special Funds	-	35.00	35.00	-	-
Art Department Travel	(925.34)	40,136.63	37,491.71	1,719.58	-
Asset Tests - CUSP	2,901.00	1,325.00	4,226.00	-	-
ATLAS Development	33,829.50	77,900.00	97,487.14	14,242.36	-
Bob Woodley Memorial Press	367.98	1,134.19	92.55	1,409.62	-
Boy Scouts Merit Badge Conference	(6.98)	4,098.84	4,091.86	-	-
Career Services Registration	1,341.32	2,766.00	4,107.32	-	-
CN342 Fundraiser (Fall 2008)	-	3,026.77	3,026.77	-	-
Faculty/Staff Golf Tournament	518.20	3,141.00	3,158.00	501.20	-

Agency Accounts and Restricted Funds	June 30, 2008	Increases	Decreases	LIABILITIES	NET ASSETS
Other Agency Accounts, continued					
History Day	\$ 44.59	\$ 1,340.00	\$ 743.16	\$ 641.43	\$ -
Immunization Program	7,834.36	16,996.96	24,831.32	-	-
Inscape Publications	59.09	1,153.36	828.25	384.20	-
Insurance Property Damage Payments	2,155.31	370.35	2,525.66	-	-
Intergovernmental Cooperation Council	1,773.76	-	1,773.76	-	-
International Center of Topeka	471.42	442.17	545.42	368.17	-
International House Advisory Council	5,962.24	-	2,953.60	3,008.64	-
Job Fair	42,079.47	23,955.00	66,034.47	-	-
Kappa Mu Epsilon Math Honor Society	5,549.17	2,432.78	3,036.26	4,945.69	-
KBA Kuether Golf Tournament	2,835.99	9,622.72	11,458.71	1,000.00	-
Law Clinic Client Funds	-	4.64	4.64	-	-
Law Clinic Litigation	47,982.69	84.67	48,067.36	-	-
Law Library Miscellaneous Services	6,699.65	317.31	7,016.96	-	-
Mock Trial Regional Tournament	3,787.86	6,170.32	4,796.84	5,161.34	-
Mulvane Art Museum - Friends	(7,560.85)	29,360.66	27,573.72	(5,773.91)	-
Music Festival	1,294.70	1,189.61	1,572.81	911.50	-
Phi Beta Delta	1,397.02	755.00	957.16	1,194.86	-
Phi Kappa Phi National Honor Society	4,616.37	5,572.86	5,394.54	4,794.69	-
Psychology Department Thesis Binding	1,102.20	750.71	779.31	1,073.60	-
Psychology - KC CAT	-	5,625.00	5,625.00	-	-
Psychology New Beginnings Adoption	-	94.00	91.02	2.98	-
Student Alumni Association Board Conference	2,744.04	-	2,744.04	-	-
Testing Operations	3,825.20	250.00	4,075.20	-	-
United Way Kickoff	-	3,641.36	2,352.89	1,288.47	-
Washburn Administrative Assistants	434.49	3,429.27	3,462.75	401.01	-
Washburn Law Foundation	-	-	-	-	-
Washburn Law Foundation Temporary Deposit	-	52,390.76	52,390.76	-	-
Washburn Social Work Alumni Chapter	272.00	-	-	272.00	-
Washburn Walkers	-	-	-	-	-
Subtotal - Other Agency Accounts	180,396.75	300,112.94	436,253.56	44,256.13	-
Deposits					
Bookstore Buy Back Cash	-	581,321.25	581,321.25	-	-
BTC Facility Deposit	9,193.98	-	-	9,193.98	-
Deposits for China, Bradbury Thompson Center	16,758.56	-	-	16,758.56	-
Karlyle Woods Security Deposit	75.00	-	-	75.00	-
Senate Scholarship Deposit (Ahart)	8,840.84	-	-	8,840.84	-
Temporary Deposits	300.00	4,336,394.25	4,336,147.15	547.10	-
Theta Chapter Sigma Alpha Iota, Jettie Denmark Education Fund	48,545.96	-	2,545.96	46,000.00	-
Florea Benefits Deposit	-	5,566.04	-	5,566.04	-
Subtotal - Deposits	83,714.34	4,923,281.54	4,920,014.36	86,981.52	-
Foreign Programs					
Cambridge University	3,027.33	9,797.30	12,995.97	-	(171.34)
Fukuoka University Student Group	8,523.24	41,950.00	41,139.46	-	9,333.78
International Students	12,946.47	8,762.58	11,849.43	-	9,859.62
Law Study Abroad	97,703.20	92,877.04	142,307.33	-	48,272.91
Sociology/Anthropology Study Abroad	10.14	40,320.00	43,612.46	-	(3,282.32)
Study Abroad	833.33	28,647.50	26,695.00	-	2,785.83
Study Abroad - Center for Community Service & Learning	20.50	4,402.86	4,402.86	-	20.50
Study Abroad - Communications	-	22,114.20	22,114.20	-	-
Study Abroad - HPEES	-	73,700.00	72,309.80	-	1,390.20
Study Abroad - Mass Media	-	5,400.00	4,175.63	-	1,224.37
Study Abroad - Modern Languages	-	42,400.00	22,008.60	-	20,391.40
Study Abroad - Psychology	-	670.00	138.63	-	531.37
Study Abroad - School of Business	-	33,750.00	33,795.45	-	(45.45)
Teaching in Jamaica	1,024.31	41,760.03	39,705.75	-	3,078.59
Subtotal - Foreign Programs	124,088.52	446,551.51	477,250.57	-	93,389.46
Special Contributions					
Accounting Expendable	861.63	1,178.11	2,039.74	-	-
Accounting Faculty Professional Development	1,970.00	2,127.00	520.00	-	3,577.00
Allied Health - KHIMA Contributions	1,073.83	303.00	415.59	-	961.24
Allied Health Expendable	6,915.70	222.03	4,554.06	-	2,583.67
Ansley - Catron Professor Support	32.19	802.83	802.83	-	32.19
Archeology Expendable	2,241.51	1,602.88	2,984.97	-	859.42
Art Expendable	5,561.55	4,821.96	5,122.43	-	5,261.08
Athletic Facility Enhancements	25,730.00	-	-	-	25,730.00
Athletic Sponsorships	(3,672.28)	58,639.90	48,093.38	-	6,874.24
Athletic Trainers Expendable	3,500.31	6,857.73	5,360.69	-	4,997.35
Athletics Kick-Off Party	437.41	3,650.00	4,737.54	-	(650.13)
Athletics Think Pink	-	6,857.97	6,329.91	-	528.06
Band Uniforms	34,462.83	3,000.00	-	-	37,462.83
Baseball Dugout Club Expendable	2,896.26	25,453.04	26,071.92	-	2,277.38

Agency Accounts and Restricted Funds	June 30, 2008	Increases	Decreases	LIABILITIES	NET ASSETS
<u>Special Contributions, continued</u>					
Biology Expendable	\$ 23,610.84	\$ 6,232.08	\$ 2,104.16	\$ -	\$ 27,738.76
Business and Transactional Law Center Expendable	5,850.00	5,945.32	5,897.66	-	5,897.66
Business International Program Expendable	34,210.92	12,099.92	21,020.77	-	25,290.07
Business Technology Center Program	10,416.65	36,166.65	35,416.65	-	11,166.65
Campus Beautification Expendable	197.00	30.00	-	-	227.00
Campus Beautification Sculpture Project	11,320.07	10,650.00	10,790.00	-	11,180.07
Carole Chapel Piano Fund	77.55	-	-	-	77.55
Leonard W. Carper, Sr., and Ione D. Carper Music Fund	-	8,261.14	-	-	8,261.14
CAS Student Research	1,300.00	100.00	-	-	1,400.00
Center for Excellence in Advocacy Expendable	60.00	120.00	120.00	-	60.00
Center for Undergraduate Studies and Programs	500.00	600.00	-	-	1,100.00
Carl C. Chase School of Law Quasi-Endowment Fund	1,629.00	963.00	-	-	2,592.00
Chemistry Expendable	6,651.69	1,602.87	425.98	-	7,828.58
Children and Family Law Center Expendable	3,800.00	1,040.00	-	-	4,840.00
Choir Expendable	-	-	-	-	-
Muriel D. Clark Memorial	1,520.00	-	-	-	1,520.00
Communication Expendable	13,541.57	1,800.28	1,316.22	-	14,025.63
Computer Information Science Expendable	4,618.09	911.00	1,147.97	-	4,381.12
Debate Team Expendable	750.00	1,025.00	-	-	1,775.00
Division of Continuing Education Expendable	7,469.06	945.13	2,023.07	-	6,391.12
Senator Robert Dole Political Scholars Program	4,341.25	-	-	-	4,341.25
Education Expendable	6,037.55	7,825.00	7,904.78	-	5,957.77
Larry Elliott Athletic Memorial	2,640.00	-	2,640.00	-	-
Engel Student Life Expendable	1,406.00	304.00	-	-	1,710.00
English Expendable	1,625.22	4,642.86	4,177.55	-	2,090.53
Enrollment Management Recruitment Fund	-	700.00	-	-	700.00
Entrepreneurship Program - Business	16,390.67	15,851.75	19,296.36	-	12,946.06
Excellence in Athletics Fund	88,784.91	83,394.77	455.00	-	171,724.68
Faculty Research Fund	25.04	24.96	-	-	50.00
Falley Field Outfield Fence Project	17,532.62	-	11,491.56	-	6,041.06
Ruth Fink Bible Fund	1,180.00	-	-	-	1,180.00
Ruth Fink Visit Prof in Leadership	-	2,755.00	-	-	2,755.00
Football Stadium Seating	2,978.50	-	-	-	2,978.50
Football Touchdown Club Expendable	(4,004.79)	37,885.68	27,361.15	-	6,519.74
Foulston Siefkin LLP Lecture Series Fund	-	10,000.00	2,287.28	-	7,712.72
Fraternity Renovation Fund	30.00	-	-	-	30.00
Ruth Friedrich Mabee Library Book Purchase Fund	77.11	445.78	260.77	-	262.12
Friends of Mabee Library Expendable	22,523.41	23,904.78	26,018.88	-	20,409.31
Friends of Music	6,944.55	2,991.16	4,132.30	-	5,803.41
Dr. Robert Glazier Society	6,989.18	50.00	-	-	7,039.18
Golf Masters Club Expendable	7,515.43	22,470.61	16,360.19	-	13,625.85
Andrew & Georgia Neese Gray Project	60,620.14	-	-	-	60,620.14
Georgia Neese Gray Distinguished Women Lecture Series	-	500.00	-	-	500.00
Hall of Fame Luncheon	(1,498.59)	5,009.00	2,589.81	-	920.60
Harvey Garden Fish & Pond Maintenance	1,000.00	225.00	50.00	-	1,175.00
Leland Harvey Garden Fund	-	463.40	-	-	463.40
Jack Heath Art Department Lecturer	5,000.00	-	-	-	5,000.00
Allison Herr Family Law Fellowship	2,000.00	1,000.00	-	-	3,000.00
Jeffrey D. Hill Art Fund	1,000.00	-	-	-	1,000.00
History Day Event Fund	-	1,000.00	911.16	-	88.84
History Expendable	2,872.78	4,141.38	2,915.33	-	4,098.83
Marjorie Hobbs Memorial Fund	561.00	365.00	-	-	926.00
HPEES Expendable	193.19	60.00	24.00	-	229.19
Human Services Expendable	735.00	220.00	-	-	955.00
Ichabod Club Fundraising	1,272.57	6,153.18	6,778.68	-	647.07
Inscape Support Fund	-	8,010.37	1,010.37	-	7,000.00
Institute for Law Teaching and Learning Fund	-	1,000.00	-	-	1,000.00
International House Gardens	567.83	-	-	-	567.83
International Programs Study Abroad	274.97	1,333.38	-	-	1,608.35
ISS Expendable	3,111.16	327.00	-	-	3,438.16
Kappa Mu Epsilon Math Society	-	250.00	-	-	250.00
Kaw Valley Excellence in Research	6,178.35	11,506.26	5,966.35	-	11,718.26
Dr. James E. Kelley Student Loan Fund	-	500.00	-	-	500.00
Richard Kent School of Business	21,543.00	12,718.00	-	-	34,261.00
Harlan & Kathryn Koca Tutoring Fund (Math)	5,448.00	-	-	-	5,448.00
KTWU Bryden Student Stipend	4,430.72	6,511.05	11,352.82	-	(411.05)
KTWU Contracted Underwriting	18,419.83	60,616.02	79,921.96	-	(886.11)
KTWU Cultural Programming	8,775.00	17,036.50	11,298.00	-	14,513.50
KTWU Develop Special Projects	8,355.43	17,105.07	16,192.87	-	9,267.63
KTWU Development Special Projects Fund	-	3,664.87	3,329.74	-	335.13
KTWU Kansas History Project	1,706.39	-	-	-	1,706.39
KTWU Lights Camera Auction	69,199.83	50,169.50	68,923.52	-	50,445.81
KTWU Makalous	4,526.67	-	-	-	4,526.67

Agency Accounts and Restricted Funds	June 30, 2008	Increases	Decreases	LIABILITIES	NET ASSETS
Special Contributions, continued					
KTWU Miscellaneous Restricted Contributions	\$ 76,837.71	\$ 22,506.25	\$ 13,909.61	\$ -	\$ 85,434.35
KTWU Motor America	3,066.27	-	-	-	3,066.27
KTWU Outlaw State	2,500.00	-	-	-	2,500.00
KTWU Outreach	556.66	-	-	-	556.66
KTWU PBS & Local Promotion Fund	1,766.71	-	-	-	1,766.71
KTWU Premium	6,971.97	624.63	6,870.40	-	726.20
KTWU Program Presentation & Distribution Fees	5,500.00	-	3,240.00	-	2,260.00
KTWU Program Support Fund	-	-	-	-	-
KTWU Ready-To-Learn Workshops for Fee	456.58	730.00	75.00	-	1,111.58
KTWU Special Productions	(35,059.21)	-	-	-	(35,059.21)
KTWU Special Projects	4,867.28	44.83	44.83	-	4,867.28
KTWU Sunflower Journeys Tape Sales	3,220.36	4,476.01	2,491.59	-	5,204.78
KTWU Televised Basketball Games	-	8,136.77	7,936.77	-	200.00
Jack Kuhn - Mulvane Kiln	2,836.00	-	-	-	2,836.00
Lady Blues Tennis Club	155.00	70.00	-	-	225.00
Landscaping/Art on Campus	17,582.78	10,000.00	12,554.95	-	15,027.83
Law Class of 1965 Reunion	550.00	-	-	-	550.00
Law Class of 1985 Reunion	50.00	-	-	-	50.00
Law Class of 1995 Reunion	22.94	-	-	-	22.94
Law Class of 1995 Reunion	428.22	251.61	478.22	-	201.61
Law Dean's Circle Expendable	4,978.51	80,416.69	58,101.16	-	27,294.04
Law and Government Fund	-	10,250.00	-	-	10,250.00
Law Journal Fund	100.00	-	-	-	100.00
Law Library Expendable	7,221.47	-	-	-	7,221.47
Law Library Sales/Fundraiser	1,761.42	2,442.05	1,212.47	-	2,991.00
Law School Association - GNIP GNOP	-	500.00	500.00	-	-
Leadership Expendable	849.46	720.00	300.00	-	1,269.46
Learning Lab Renovation - Nursing	-	6,000.00	-	-	6,000.00
Legal Analysis, Research & Writing	1,000.00	-	-	-	1,000.00
Lost Equipment Fund	1,405.96	25.00	-	-	1,430.96
Jette Lee & Doris Meltana Luellen Alumni Fund	704.00	421.00	-	-	1,125.00
Mabee Library Books Expendable	2,683.84	430.00	21.95	-	3,091.89
Marketing Program Revenue Athletics	147,766.56	146,226.60	200,680.07	-	93,313.09
Mass Media Expendable	3,252.27	5,185.69	4,678.79	-	3,759.17
Mathematics & Statistics Expendable	14,400.03	4,642.75	3,105.29	-	15,937.49
Kenneth McQuere Memorial	465.00	-	-	-	465.00
Men's Basketball Expendable	33,500.22	84,249.68	77,828.63	-	39,921.27
Men's Basketball Travel Funds	12,500.00	-	-	-	12,500.00
MIAA Post Season	(26,092.10)	47,046.90	21,149.80	-	(195.00)
Modern Languages Expendable	2,748.79	1,241.62	1,415.72	-	2,574.69
Moot Court Expendable	2,153.86	450.00	-	-	2,603.86
Moot Court Travel Fund	-	334.00	-	-	334.00
John "Jack" Morrissey Memorial Fund	1,195.00	-	-	-	1,195.00
Morrison Foundation for Excellence	20,000.00	21,480.19	7,769.21	-	33,710.98
Multicultural Affairs Expendable	2,036.14	100.00	-	-	2,136.14
Mulvane Art Lab Fund	3,548.30	5,599.32	6,427.18	-	2,720.44
Mulvane Art Museum Expendable	92,434.27	24,469.72	33,355.28	-	83,548.71
Mulvane Art Museum Transportation	1,962.08	1,400.36	1,559.55	-	1,802.89
Mulvane Art Restoration Fund	-	1,520.00	-	-	1,520.00
Mulvane Equipment	3,900.00	3,113.94	6,007.90	-	1,006.04
Mulvane Museum Exhibition Fund	-	1,000.00	-	-	1,000.00
Mulvane Women's Board Discretionary	940.32	760.32	1,700.64	-	-
Music Events	900.00	550.00	1,450.00	-	-
Music Expendable	2,551.15	28,396.62	14,450.67	-	16,497.10
Music for Stage	1,857.43	5,016.00	5,391.49	-	1,481.94
Robert Nall Speak-Off Award	1,078.83	1,000.00	1,506.96	-	571.87
Natural Resources Program Travel	-	2,141.79	2,141.79	-	-
NCAA Men Post Season Tournament - Home	13,472.38	11,373.67	20,945.06	-	3,900.99
NCAA Women Post Season Tournament - Home	24,169.47	40,673.66	45,011.53	-	19,831.60
NCAA Women Volleyball Tournament - Home	3,235.03	-	-	-	3,235.03
Nursing Education Programs Fund	-	120.00	-	-	120.00
Nursing Faculty Development	150.00	-	-	-	150.00
Office, Legal & Technology Expendable	1,179.23	150.00	12.00	-	1,317.23
Lona Oyler Memorial	394.00	-	-	-	394.00
Paul Family Foundation Gift Fund	40,000.00	-	-	-	40,000.00
"Pay It Forward" Psychology Research Fund	-	1,010.00	-	-	1,010.00
Philosophy Expendable	4,367.92	577.40	477.40	-	4,467.92
Physics & Astronomy Expendable	9,002.03	2,466.36	2,131.36	-	9,337.03
Piano Restoration & Replacement	19,975.00	3,750.00	250.00	-	23,475.00
Political Science Expendable	3,082.98	4,054.56	6,359.12	-	778.42
Political Science Sales/Fundraisers	130.74	215.00	6.16	-	339.58
Prescription for Change	379.68	-	-	-	379.68
President's Fund for Computer Information Sciences	1,191.69	-	-	-	1,191.69
Special Contributions for Criminal Justice	6,950.84	680.75	3,364.11	-	4,267.48
President's Fund for English, Honors	0.87	-	-	-	0.87
President's Fund for International Center	1,403.31	210.00	516.31	-	1,097.00
President's Fund for Modern Languages	40.91	-	-	-	40.91

Agency Accounts and Restricted Funds	June 30, 2008	Increases	Decreases	LIABILITIES	NET ASSETS
Special Contributions, continued					
President's Fund for Mulvane Art Museum	\$ 0.54	\$ -	\$ -	\$ -	\$ 0.54
President's Fund for Political Science	106.75	-	-	-	106.75
Psychology Club Current Gift Fund	-	3,055.51	1,715.42	-	1,340.09
Psychology Expendable	2,216.61	2,722.10	3,922.35	-	1,016.36
Psychology Faculty Travel - A&B	501.48	-	-	-	501.48
George Ramskill Fund Planetarium Equipment	1,910.95	417.00	644.73	-	1,683.22
Rotary Club of Topeka WWA Scholarship Fund	-	1,000.00	-	-	1,000.00
Sabatini Mulvane Education Fund	-	13,000.00	2,199.89	-	10,800.11
Sales & Marketing Executives of Topeka	-	1,000.00	-	-	1,000.00
SAS - SimMan Universal Simulator	1,500.00	-	-	-	1,500.00
Schmidt Mathematics Travel Fund	525.07	-	-	-	525.07
School of Applied Studies Expendable	34,247.21	5,874.34	2,196.49	-	37,925.06
School of Applied Studies Sales/Fundraising	1,339.23	3,946.24	5,069.94	-	215.53
School of Business Expendable	90,048.59	110,455.25	77,562.72	-	122,941.12
School of Law Capital Improvements	-	23,118.51	16,025.19	-	7,093.32
School of Law Foundation Expendable	-	62,914.91	62,914.91	-	-
School of Nursing - Sales/Fundraising	3.72	2,342.50	2,748.04	-	(401.82)
School of Nursing Expendable	10,823.04	27,743.47	29,430.39	-	9,136.12
School of Nursing Vision for the Future Fund	-	404.00	-	-	404.00
Troy Slusser Plaque Naming Fund	11,250.00	-	-	-	11,250.00
SOBU Distinguished Professorship	-	1,424.00	-	-	1,424.00
SOBU Faculty Research Expendable	15,839.96	6,878.59	12,233.14	-	10,485.41
SOBU Technology Special Account	44,411.50	-	7,560.00	-	36,851.50
Soccer Advantage Club Expendable	630.00	56,599.43	59,207.76	-	(1,978.33)
Social Work Expendable	5,114.00	1,886.35	3,426.37	-	3,573.98
Sociology Expendable	3,043.01	993.12	1,015.95	-	3,020.18
Softball Diamond Club Expendable	3,247.79	6,568.15	9,006.30	-	809.64
Softball Sales/Fundraising	83.76	2,601.15	2,341.47	-	343.44
Special Contributions Most Valuable Player Athletics	(4,141.07)	10,943.00	6,347.72	-	454.21
Special Contributions Arts & Sciences	42,228.81	100,067.39	93,536.47	-	48,759.73
Special Contributions for Bradbury Thompson Center	2,266.99	-	-	-	2,266.99
Special Contributions for Kansas Studies	1,403.99	53.53	1,440.00	-	17.52
Special Contributions for Mulvane Art Museum	25.00	25.00	50.00	-	-
Special Contributions for Sports Information	2.36	-	-	-	2.36
Stoffer Hall Technology Fund	-	10,000.00	-	-	10,000.00
Sports Information Director Fundraising	900.60	1,359.00	1,058.72	-	1,200.88
Student Activities & Greek Life Expendable	68.41	60.00	-	-	128.41
Student Organizations - Business	18,695.26	-	8,502.69	-	10,192.57
Student Union Expendable	21,096.94	1,980.00	20,186.50	-	2,890.44
Summer Writer's Conference Fund	1,011.26	(11.26)	-	-	1,000.00
Sunflower Journeys Unrestricted Gift	-	241.86	241.86	-	-
TCF Mobile Health Clinic-Healthy Life Style Grant Fund	-	100.00	-	-	100.00
Telescope Maintenance Fund	381.07	-	-	-	381.07
Tennis Club Expendable	1,430.05	400.20	200.40	-	1,629.85
The Jazz Consortium Expendable	781.70	1,667.10	2,448.80	-	-
Theatre Arts Expendable	9,641.37	836.90	3,334.96	-	7,143.31
Third Year Law Student Class Gift	1,694.00	-	-	-	1,694.00
Thompson Maintenance Fund - BTC	8,253.61	245.61	-	-	8,499.22
Transformational Experience Fund	541.00	267.98	-	-	808.98
Transformational Experience International Fund	144.00	204.00	-	-	348.00
Trees Project Expendable	-	90.00	90.00	-	-
Ungerman Trial Practice Award	527.57	1,050.00	550.00	-	1,027.57
Unrestricted Annual Giving Gifts	147,323.39	135,152.97	122,000.00	-	160,476.36
US District Court - District of Kansas Bench Bar Schol	-	10,751.89	9,426.99	-	1,324.90
Volleyball Roof Club	5,984.22	9,893.04	8,399.30	-	7,477.96
Washburn Alumni Association Membership Fund	560.00	1,135.00	450.00	-	1,245.00
Washburn Center for Kansas Politics	1,000.02	-	-	-	1,000.02
Washburn Concert Choir	995.64	300.00	222.06	-	1,073.58
Washburn Endowment Association Contributions Fund	-	500.00	-	-	500.00
Washburn Jazz Ensemble	6,001.62	3,095.00	5,906.13	-	3,190.49
Washburn Singers	2,097.05	837.00	494.19	-	2,439.86
Washburn University Band Fund	107.39	45.00	-	-	152.39
Washburn University Choral Fund	50.00	419.00	-	-	469.00
Washburn University Choral/Vocal Travel Fund	-	200.00	-	-	200.00
Washburn University Flute Choir Program Fund	-	2,000.00	2,000.00	-	-
Washburn University Football Suite Fund	-	41,716.00	-	-	41,716.00
Washburn University General Expendable	-	2,720.00	-	-	2,720.00
Washburn University Keyboard Fund	-	30.00	-	-	30.00
Washburn University Memorial Fund	1,480.00	3,235.00	-	-	4,715.00
Washburn University Opera Fund	-	2,625.00	300.00	-	2,325.00
Washburn University Orchestra Fund	1,329.00	1,528.15	2,102.48	-	754.67
Washburn University Orchestra Travel Fund	-	5,694.05	5,096.10	-	597.95
Washburn University Percussion Fund	1,351.32	6,100.97	6,557.97	-	894.32
Washburn University Running Club Fund	-	1,250.00	-	-	1,250.00
Washburn Women's Venture Partners Fund	-	21,000.00	-	-	21,000.00
WEA Development Reimbursement	(294,279.74)	3,433.00	-	-	(290,846.74)
Patrick J. Weissbeck Life Insurance (Athletic)	1,250.00	-	-	-	1,250.00

Agency Accounts and Restricted Funds	June 30, 2008	Increases	Decreases	LIABILITIES	NET ASSETS
Special Contributions, continued					
White Concert Hall Repairs and Maintenance	\$ -	\$ 1,983.48	\$ 1,983.48	\$ -	\$ -
Whiting Field House Weight Equipment Fund	-	25,000.00	-	-	25,000.00
Calvin K. Williams ITAP Scholarship	(1,000.00)	3,300.00	1,000.00	-	1,300.00
Larry Allen Withers Law Scholarship Fund	-	1,285.00	-	-	1,285.00
Women's Basketball Expendable	2,691.38	23,574.68	23,533.03	-	2,733.03
WSGA Lecture Series Fund	16,882.50	36,000.00	42,019.50	-	10,863.00
Youth Wind Ensemble	1,010.19	968.56	1,978.75	-	-
2006-07 Washburn Parents Fund	2,287.55	1,939.34	2,287.23	-	1,939.66
Subtotal - Special Contributions	1,457,886.90	2,038,628.97	1,771,341.33	-	1,682,286.76
University Restricted Accounts - Scholarship Pools					
Current Gift - Art Department	220.06	-	-	-	220.06
Current Gift - Chemistry	7,123.89	1,600.00	2,950.00	-	5,773.89
Current Gift - College of Arts & Sciences	19,247.04	215.00	-	-	19,462.04
Current Gift - History Department	290.46	-	-	-	290.46
Current Gift - International Study	12,107.83	20.00	-	-	12,127.83
Current Gift - Mass Media	467.40	467.40	834.80	-	100.00
Current Gift - Music Department	3,562.84	5,476.00	7,807.00	-	1,231.84
Current Gift - School of Business	5,103.78	1,105.00	-	-	6,208.78
Subtotal - Scholarship Pools	48,123.30	8,883.40	11,591.80	-	45,414.90
University Restricted Accounts - Scholarships					
University Endowed Scholarships					
George W. Aderhold	-	2,006.94	-	-	2,006.94
Elizabeth May Aldridge (Law)	149.03	149.00	157.00	-	141.03
Goldie Ala Memorial Scholarship	3,469.00	1,673.00	1,375.00	-	3,767.00
Virginia Alexander Allison Memorial Fund	233.00	230.00	-	-	463.00
Harry K. Allen Law Fellowship	-	11,302.00	-	-	11,302.00
Alpha Kappa Alpha Sorority Scholarship	1,764.33	430.00	-	-	2,194.33
Altrusa Club Mem. Scholarship Fund - SAS	551.82	551.00	583.00	-	519.82
Altrusa Club of Topeka Memorial Scholarship	-	1,083.80	-	-	1,083.80
American Assoc. of Univ. Women Scholarship Fund	1,898.58	1,564.00	363.00	-	3,099.58
American Business Women's Assoc. Career Schol.	354.00	342.00	350.00	-	346.00
American Business Women's Assoc. Exec. Scholarship	691.51	690.00	728.00	-	653.51
American Home Life Insurance Company Scholarship	254.29	250.00	262.00	-	242.29
American Legion Auxiliary Capitol Unit Scholarship	773.19	561.00	902.59	-	431.60
American Legion Auxiliary Scholarship - CIS	-	369.59	-	-	369.59
AmVestors Financial Corporation Athletics Scholarship	-	1,018.29	-	-	1,018.29
Paul C. Anderson Law Scholarship	-	435.00	-	-	435.00
Rex H. Anspaugh Scholarship	2,698.18	2,765.00	1,623.00	-	3,840.18
Maxine Anton Fine Arts Scholarship Fund	1,467.79	1,467.00	1,551.00	-	1,383.79
Mr. & Mrs. Glen Archer Scholarship	1,993.00	1,990.00	2,978.00	-	1,005.00
Chris & Dorothy B. Armstrong Scholarship	1,779.91	1,500.00	1,589.00	-	1,690.91
Assoc. of Governmental Accountants Scholarship Fund	879.26	878.00	904.00	-	853.26
Ricky D. Atkins Memorial Scholarship	386.00	364.00	-	-	750.00
Emily Ayers Memorial Art Scholarship Fund	307.08	307.00	321.00	-	293.08
Carol Bahret Memorial Fund	229.00	216.00	-	-	445.00
Marge Bakalar Education Scholarship Fund	864.00	848.00	700.00	-	1,012.00
Ora Wade Baker Scholarship Fund	3,207.00	3,207.00	3,389.00	-	3,025.00
Professor Gary Baker Finance & Economics Scholarship	-	2,062.00	-	-	2,062.00
Ruth Baldwin Scholarship Fund	999.35	1,191.00	998.00	-	1,192.35
Barbara L. Balfour Scholarship Fund	266.00	266.00	280.00	-	252.00
Gerald K. Barker Golf Scholarship	989.31	989.00	1,024.00	-	954.31
Gertrude Elizabeth Shideler Barker Music Endowed Schol	-	838.00	-	-	838.00
Donald D. and Margorie A. Barry Athletic	430.07	430.00	452.00	-	408.07
Donald & Marjorie Barry Law Scholarship Fund	-	637.00	-	-	637.00
Janice Barton Biochemistry Scholarship Fund	-	531.00	-	-	531.00
Judy & Larrie Bates Art Schol Endow	-	127.00	-	-	127.00
Faye Hathaway Beard Scholarship	-	1,519.17	-	-	1,519.17
Frances E. Beck Scholarship For Part Time Students	912.00	865.00	-	-	1,777.00
Frances E. Beck General Scholarship Fund	912.00	865.00	-	-	1,777.00
Edna M. Becker	-	232.30	-	-	232.30
Charles B. & Florence B. Beeks Business Scholarship	-	2,924.18	-	-	2,924.18
Catherine Bell Music Scholarship Fund	-	1,434.90	-	-	1,434.90
Edgar C Bennett Law Scholarship	312.00	311.00	329.00	-	294.00
Mark L. & Lucile L. Bennett - School of Applied Studies	105.39	105.00	114.00	-	96.39
W. A. & Clara L. Benson Memorial Fund	-	1,096.01	-	-	1,096.01
Berberich Trahan & Co., P.A. Endowed Scholarship	-	725.00	-	-	725.00
J. L. Berlin Scholarship	5,514.00	5,514.00	5,827.00	-	5,201.00
Terrill G. & Karen L. Bettis Family Athletic Scholarship	-	984.16	-	-	984.16
Anthony B. Bianchino Law Scholarship Fund	-	1,436.00	-	-	1,436.00
Bennie Bianchino Family Athletic Scholarship Fund	-	1,916.14	-	-	1,916.14
Max Bickford Rotary Scholarship Fund	527.00	497.00	-	-	1,024.00
Rita Bicknell Law Scholarship	-	5,122.00	-	-	5,122.00
J. Fern Black Scholarship Fund	-	2,355.00	-	-	2,355.00

Agency Accounts and Restricted Funds	June 30, 2008	Increases	Decreases	LIABILITIES	NET ASSETS
<u>University Endowed Scholarships, continued</u>					
Penn B. Blair Memorial Scholarship	\$ 4,070.81	\$ 3,839.00	\$ 3,070.00	\$ -	\$ 4,839.81
Penn B. Blair Memorial Scholarship	-	523.87	-	-	523.87
Victor Blakely Memorial Scholarship	-	708.00	-	-	708.00
Donna Bledsoe Endowed Scholarship for Music	-	4,795.55	-	-	4,795.55
Thelma Helsper Boatman Law Scholarship	382.00	432.00	-	-	814.00
Janet Leihy Bohl Scholarship Fund	-	2,094.23	-	-	2,094.23
J. Booth, Nelson & Booth Child/Fami	-	38.00	-	-	38.00
Charles Boswell Fund	-	5,727.52	-	-	5,727.52
Grentner Bowers Athletic Leadership Scholarship	-	11,521.84	-	-	11,521.84
Urilla M. & Graydon F. Bowman - Scholarship	25,346.94	25,863.00	28,919.00	-	22,290.94
Kenneth R & Phyllis Boyd Boyer Scholarship	-	26.00	-	-	26.00
Toni McCorkill Boyles Communic Scho	-	8.00	-	-	8.00
Ed Bozarth Chevrolet Scholarship	-	995.12	-	-	995.12
David C. Beeder Mass Media Scholarship Fund	-	1,039.00	-	-	1,039.00
Bright/Bader Scholarship Fund - History	527.76	495.00	522.00	-	500.76
Ralph F. Brinegar Scholarship Fund	5,328.88	4,291.00	4,200.00	-	5,419.88
Brinkman Family Fund	-	632.49	-	-	632.49
Eleanor J Brown Scholarship Fund	-	1,834.00	-	-	1,834.00
Melody Brown Memorial Scholarship - Fine Arts	22,246.08	20,719.00	34,662.05	-	8,303.03
Melody Brown Memorial Scholarship - Music	-	7,161.52	-	-	7,161.52
Melody Brown Memorial Scholarship - Theatre	-	6,804.03	-	-	6,804.03
Russell R. Brown Athletic Memorial Fund	-	443.28	-	-	443.28
Kurt Brunke Golf Scholarship Fund	485.16	485.00	512.00	-	458.16
Cecile Strohm Brunt Scholarship Fund	13,841.00	13,303.00	11,591.00	-	15,553.00
John J Bryan Law Scholarship Fund	-	53.00	-	-	53.00
John J Bryan Scholarship Fund	-	35.00	-	-	35.00
Emma Grayson Buckner Scholarship Fund	2,982.00	2,829.00	2,200.00	-	3,611.00
Jeannette Buechner Music Scholarship	1,027.52	1,027.00	1,085.00	-	969.52
Eldo R Bunge Endowed Schol Fund	1,052.00	981.00	945.00	-	1,088.00
Abram & Alice Burkholder Memorial Scholarship	-	194.42	-	-	194.42
Blanche M Burns Scholarship Fund	5,114.00	4,889.00	4,162.00	-	5,841.00
Naomi Catlett Burton Scholarship Fund	6,215.87	1,862.00	1,500.00	-	6,577.87
Barbara L. Buzick Art Scholarship Fund	-	71,803.00	6,817.95	-	64,985.05
Caesar Scholarship Fund	-	6,906.59	-	-	6,906.59
Glenn Cafer Basketball Scholarship	-	1,359.28	-	-	1,359.28
Allan & Valle Caldwell Endowed Law Scholarship Fund	-	765.00	-	-	765.00
C. B. Campbell Scholarship	-	886.60	-	-	886.60
Christopher R. Campbell Memorial	-	9,016.15	-	-	9,016.15
Max L Campbell Family Memorial Scholarship Fund	241.00	240.00	253.00	-	228.00
Capital City Soccer Scholarship Fd	-	158.00	-	-	158.00
James M. Caplinger Endowed Scholarship Fund	2,996.00	2,996.00	3,149.00	-	2,843.00
Mark E. & Nancy L. Caplinger Endowed Law Scholarship	-	719.00	-	-	719.00
Charles H Carpenter Memorial Scholarship	743.00	372.00	390.00	-	725.00
Arthur J. Carruth, Jr. Memorial Fund	-	557.45	-	-	557.45
Betty McEnroe Casper Topeka Community Concert Assn	-	1,086.00	-	-	1,086.00
Carswell Memorial Scholarship Fund	1,685.58	690.00	600.00	-	1,775.58
Carswell Lempenau Law Scholarship	1,699.00	1,699.00	1,794.00	-	1,604.00
Loretta Carswell Memorial Nursing Scholarship Fund	863.00	748.00	-	-	1,611.00
William C. Carswell Memorial Math Scholarship	464.48	400.00	506.00	-	358.48
Sarah Lu Carter Scholarship - Science or Engineering	16,361.64	4,800.00	17,708.77	-	3,452.87
Sarah Lu Carter Scholarship - Biology	-	3,050.00	3,050.00	-	-
Sarah Lu Carter Scholarship - Chemistry	-	8,653.89	2,100.00	-	6,553.89
Sarah Lu Carter Scholarship - Physics	-	6,753.88	1,750.00	-	5,003.88
Carol Lee (Casebier) Kanode Nursing Scholarship	-	1,943.00	-	-	1,943.00
Carol Lee (Casebier) Kanode Music Scholarship	-	1,084.00	-	-	1,084.00
Centenary Scholarship	-	518.00	-	-	518.00
Byron Cerrillo Advocacy Law Scholarship	-	94.00	-	-	94.00
Chandler Family Nursing Schol Fd	-	50.00	-	-	50.00
Mr. & Mrs. H. O. Chapman, Sr. Memorial Fund	-	1,186.45	-	-	1,186.45
Anson Chappell	-	1,702.51	-	-	1,702.51
Chapter DF of PEO Scholarship Fund	372.01	345.00	-	-	717.01
Bart A. & Tami L. Chavez Scholarship in Criminal Justice	-	1,358.00	-	-	1,358.00
Bob Chipman Athletic Scholarship Fund	798.98	799.00	798.00	-	799.98
Christenson Bush Memorial Scholarship Fund	10,733.47	9,544.00	5,233.00	-	15,044.47
Christ's Hospital School of Nursing	3,959.42	4,396.00	3,250.00	-	5,105.42
Donald Allen Chubb Memorial Scholarship - Business	510.94	500.00	565.00	-	445.94
Civitan Club of Topeka's Roderic "Rod"	1,282.11	1,200.00	1,733.00	-	749.11
Jack E. Clanton Athletic Scholarship Fund	-	1,071.00	-	-	1,071.00
Muriel Clarke Fine Arts Scholarship Fund	-	365.00	-	-	365.00
Class of 1910	-	5,473.00	-	-	5,473.00
1911 Scholarship Fund	-	10,784.30	-	-	10,784.30
Class of 1912 Scholarship Fund	-	5,585.71	-	-	5,585.71
Class of 1914 - David & Isabel Neiswanger	-	5,063.10	-	-	5,063.10
Class of 1920 Scholarship Fund	-	584.28	-	-	584.28
Scholarship for the Class of 1926	-	238.19	-	-	238.19
Class of 1930 Winona Steffens Childers	5,010.00	2,289.00	1,000.00	-	6,299.00

Agency Accounts and Restricted Funds	June 30, 2008	Increases	Decreases	LIABILITIES	NET ASSETS
<u>University Endowed Scholarships, continued</u>					
Class of 1941 Scholarship Fund	\$ -	\$ 1,236.34	\$ -	\$ -	\$ 1,236.34
Class of 1950 Law Scholarship	368.00	371.00	367.00	-	372.00
Clayton Scholarship Fund	-	27,424.51	-	-	27,424.51
Grace F. & Frank Fernley Clinger	-	2,854.74	-	-	2,854.74
Lauranna R. Clothier Scholarship International Program	11,608.95	5,320.00	-	-	16,928.95
L R Clothier Scholarship School of Business	6,899.22	5,570.00	7,000.00	-	5,469.22
Roy D. & Dorothea A. Clousing Memorial Fund	-	28,325.68	-	-	28,325.68
Mrs. Josephine Cobb Memorial Scholarship Fund	-	735.99	-	-	735.99
Sheldon & Virginia Cohen Fund for Excellence - Biology	-	1,895.00	-	-	1,895.00
Sheldon & Virginia Cohen Fund for Excellence - Chemistry	-	2,384.00	-	-	2,384.00
Ralph E. Coffman Scholarship Fund	-	5,202.00	-	-	5,202.00
Cristine Elizabeth Cole Music Scholarship	211.15	211.00	224.00	-	198.15
Walter I & Teresa T Cole Endow Scholarship	3,200.00	3,022.00	3,000.00	-	3,222.00
Commonwealth/Hersh Family Scholarship Fund	703.00	667.00	645.00	-	725.00
Community Financial Series Scholarship	516.00	500.00	514.00	-	502.00
Donald O. Concannon Law Scholarship Fund	3,113.15	1,564.00	1,653.00	-	3,024.15
Eva R Cook Music Scholarship Fund	851.00	851.00	888.00	-	814.00
Lloyd and Edith Walker Copenhafer Scholarship Fund	-	3,500.00	1,500.00	-	2,000.00
Robert Kinvig Corkhill Memorial Law Scholarship	198.29	198.00	210.00	-	186.29
Wayne & Nancy Cottril Athletic Basketball Scholarship	-	1,837.87	-	-	1,837.87
Warren Hall Coutts III Scholarship	3,376.65	3,376.00	3,568.00	-	3,184.65
Warren Hall Coutts III Scholarship Law	-	1,515.00	-	-	1,515.00
Warren Hall Coutts, Sr. & Ida Frances Whitehead Coutts	-	659.00	-	-	659.00
Thelma L. Cox Memorial Scholarship	637.79	281.00	-	-	918.79
A. Harry & Marjorie Crane School of Law Scholarship	-	2,788.00	-	-	2,788.00
Ethel Mattingly Crawford Scholarship	452.00	427.00	-	-	879.00
M & D Crawford Alumni Scholarship Fund	1,378.00	1,300.00	-	-	2,678.00
Joseph R. and Sandra A. Crimmins Scholarship	-	958.00	120.00	-	838.00
Edward L & Helen M Crossen Scholarship Fund	3,123.00	3,608.00	3,270.00	-	3,461.00
Warren J. Crumbine	-	924.03	-	-	924.03
Gene & Karen Cullinane Scholarship	-	27.00	-	-	27.00
W. Wellington Culver Memorial Scholarship Fund	121,980.00	120,618.00	104,550.00	-	138,048.00
Stanley Curyea Memorial	-	6,543.90	-	-	6,543.90
Stephen Daniels Athletic Scholarship Fund	670.12	670.00	689.00	-	651.12
Donald F. Danker History Scholarship	519.52	500.00	498.00	-	521.52
Edith & Harry Darby Found Scholarship Fund	1,645.00	1,552.00	1,500.00	-	1,697.00
Daughters of the American Revolution (DAR) Endowment	813.35	708.00	1,074.00	-	447.35
Thelma Ann Davidson Memorial Scholarship Fund	5,519.30	6,927.00	5,893.00	-	6,553.30
Byron H. Davis	-	1,497.42	-	-	1,497.42
Clayton M Davis Law Alumni Scholarship	1,747.00	1,747.00	1,842.00	-	1,652.00
Richard L. Davis	-	367.26	-	-	367.26
Robert E. Davis Scholarship Fund	-	719.00	-	-	719.00
C. Ronald Dayton Memorial - Chemistry	4,648.02	1,009.00	400.00	-	5,257.02
Grace Freeman Dean - Art	-	1,369.72	-	-	1,369.72
W. Laird Dean Scholarship Fund	-	6,072.96	-	-	6,072.96
Delta Theta Chi KS Alpha Chapter Scholarship	1,352.00	1,202.00	1,211.00	-	1,343.00
Denison State Bank Scholarship Fund	-	2,018.00	-	-	2,018.00
Jettie Denmark Education Fund	2,591.69	3,163.00	1,740.00	-	4,014.69
Jettie Denmark Education Fund, Theta					
Chapter Sigma Alpha Iota	14,903.17	4,569.97	2,478.19	-	16,994.95
Catherine Deschner Music Scholarship Fund	1,051.00	1,000.00	970.00	-	1,081.00
Walter W Deschner Chemistry Scholarship	707.00	666.00	600.00	-	773.00
Harold L Dick Business Scholarship Fund	326.00	325.00	342.00	-	309.00
Gary & Judy Diffley Basketball Scho	-	31.00	-	-	31.00
Samuel Dilley Scholarship	-	1,464.06	-	-	1,464.06
DIS Study Fund	496.00	467.00	-	-	963.00
Lee Dodson Scholarship Fund	2,560.17	210.00	-	-	2,770.17
Honorable Robert J. Dole Scholarship Fund - Law	-	20,015.85	-	-	20,015.85
L. S. Dolman Scholarship	-	3,229.67	-	-	3,229.67
Aaron Doonan Football Scholarship Fund	-	1,029.00	-	-	1,029.00
Don A Dougherty Athletic Scholarship Fund	229.70	229.00	242.00	-	216.70
Opal Endsley Dowdall, Class of 1951 - Political Science	-	1,614.50	-	-	1,614.50
Mr & Mrs Monet E Drake Athletic Scholarship	447.00	422.00	-	-	869.00
Michael Dritlein Football Scholarship Fund	1,253.90	1,253.00	1,318.00	-	1,188.90
Joyce Dryden-Damron Education Schol	-	159.00	-	-	159.00
Scott D. Duermeier Walk-On Men's Basketball	-	3,662.68	-	-	3,662.68
Scott D. Duermeier Walk-On Basketball Scholarship	-	1,103.00	-	-	1,103.00
Elaine M. Duffens Social Work Scholarship	1,830.75	1,830.00	2,233.00	-	1,427.75
Elaine M. Duffens Social Work Scholarship	-	141.00	-	-	141.00
Robert E. Duffens Family Scholarship	-	23,919.43	-	-	23,919.43
John M Duggan Memorial Scholarship Fund	353.00	333.00	-	-	686.00
Stu Dunbar Athletic Scholarship	-	498.97	-	-	498.97
M. L. & Helen Dunham Teacher Scharship	-	2,137.00	-	-	2,137.00
Lloyd & Germaine Durow Scholarship Fund	782.23	600.00	806.00	-	576.23
Theodore E. Dyck Labor Law Scholarship	2,575.78	1,735.00	1,834.00	-	2,476.78
Bever Dye LC Law Scholarship Fd	-	150.00	-	-	150.00
Florence Eaton Scholarship Fund	-	2,564.00	-	-	2,564.00

Agency Accounts and Restricted Funds	June 30, 2008	Increases	Decreases	LIABILITIES	NET ASSETS
<u>University Endowed Scholarships, continued</u>					
Florence Eckert Scholarship Fund	\$ -	\$ 1,929.84	\$ -	\$ -	\$ 1,929.84
Gladys Eddy Endowed Scholarship Fund	621.00	589.00	-	-	1,210.00
Gary & Mary Eisenbarth Business Scholarship	-	27.00	-	-	27.00
Dorsey Elliott Athletic Scholarship Fund	7,053.72	12,226.00	7,613.00	-	11,666.72
Merton Elliott Law Scholarship Fund	-	27.00	-	-	27.00
Redicia C. Engholm Scholarship Fund	-	478.00	-	-	478.00
Richmond & Barbara Enochs Law Schol	-	24.00	-	-	24.00
John D. Ensley Memorial	-	500.00	500.00	-	-
Dee Erickson Athletic Fund	2,658.75	2,658.00	2,808.00	-	2,508.75
Heavy & Erma Erwin Memorial Athletic Scholarship	1,251.00	1,251.00	1,322.00	-	1,180.00
E. J. Erp Art Scholarship Endowment	-	2,868.00	-	-	2,868.00
Eta Kappa Chapter, Sigma Theta Tau Scholarship	1,919.31	1,032.00	400.00	-	2,551.31
Timothy & Carol Etzel Athletic Scholarship Fund	536.00	536.00	566.00	-	506.00
Eubank Scholarship Fund	5,958.00	6,296.00	4,550.00	-	7,704.00
Howard "Buzz" Evans Athletic Scholarship	1,015.00	1,015.00	1,073.00	-	957.00
Edward M Everitt Scholarship Fund	255.00	255.00	269.00	-	241.00
Lou & Fae Falley Athletic Scholarship	257.22	257.00	270.00	-	244.22
H R Fatzer Constitution Law School	1,932.00	1,932.00	2,042.00	-	1,822.00
Ruth D. Rosvall & Iona V. Faulk Art Scholarship	-	784.75	-	-	784.75
Martha Peyton Fensch Endowment Fund (Scholarship)	18,891.47	17,904.00	17,700.00	-	19,095.47
Everett & Thelma Fetter Memorial Scholarship Fund	343.00	343.00	360.00	-	326.00
FSBT Anderson Chandler Business Scholarship	10,439.00	10,163.00	8,396.00	-	12,206.00
Paul C. Finninger Athletic Scholarship Fund	301.96	301.00	320.00	-	282.96
Danile Moses Fisk Scholarship	-	517.35	-	-	517.35
Geo W. & Frederick Finnup Scholarship	-	19,829.67	-	-	19,829.67
Fisk Family Fund	-	5,115.00	-	-	5,115.00
Michael J. Fitzgibbons Memorial Scholarship - Art	811.66	810.00	855.00	-	766.66
Fleeson, Gooing, Coulson & Kitch, L.L.C Law Scholarship	-	961.00	-	-	961.00
Robert H. & Jane A. Forney Scholarship	2,468.37	1,964.00	1,200.00	-	3,232.37
Bertha Foster Endowment Fund	-	208.54	-	-	208.54
Judge J. Richard Foth Writing Award (Law)	263.03	840.00	350.00	-	753.03
Samuel E. Franklin Scholarship Fund	-	960.00	-	-	960.00
Roger Franzke Art Scholarship Fund	-	1,081.00	-	-	1,081.00
Eva French Memorial Scholarship Fund for Music	2,261.00	2,261.00	2,389.00	-	2,133.00
Vernon M. French Scholarship Fund	1,667.33	1,168.00	-	-	2,835.33
Shawn M. Friend Memorial Music Scholarship	-	287.02	-	-	287.02
Catherine H. Conard & Edith Conard Frisinger Schol	-	6,250.00	-	-	6,250.00
Ethel Frizzell Scholarship Fund	-	486.26	-	-	486.26
Charles Arthur Fulcher Memorial Scholarship - Debate, Communication, Arts, Theatre	718.92	342.00	-	-	1,060.92
Goppert Scholarship Fund	-	284.00	-	-	284.00
Professor Gordon Gaines Scholarship Fund	-	1,574.00	-	-	1,574.00
Jim & Bonnie Garrett Athletic Scholarship	2,870.48	3,333.00	3,498.00	-	2,705.48
Garvey Competitive Scholarship Fund	-	48,419.00	-	-	48,419.00
Ray Hugh Garvey Memorial Fund	-	2,481.00	-	-	2,481.00
Carol Gilmer Scholarship Fund	7,265.00	7,450.00	4,850.00	-	9,865.00
Paul & Pauline Givens Scholarship Fund Business	356.00	356.00	378.00	-	334.00
Paul & Pauline Givens Scholarship Fund	-	133,044.00	-	-	133,044.00
Zelpha Miller Glatt Family Washburn Women's Alliance Scholarship	-	370.00	-	-	370.00
Zelpha Miller Glatt Family Scholar	-	370.00	-	-	370.00
Dr. Robert H. Glazier Sciences Scholarship - Chemistry	-	1,985.89	-	-	1,985.89
Dr. Robert H. Glazier Science Scholarship Fund	3,131.79	200.00	1,346.89	-	1,984.90
Ralph F Gleen Law Scholarship Fund	893.00	452.00	477.00	-	868.00
Dorothy Joss Glunt Scholarship Fund	2,919.38	2,700.00	3,993.00	-	1,626.38
Dr. Kenneth E & Cosma Godfrey Memorial	321.00	304.00	-	-	625.00
Richard M Godlove Athletic Scholarship	289.00	289.00	306.00	-	272.00
James W. & Fern A. Goff Scholarship Fund for Nursing	-	4,158.00	-	-	4,158.00
E.A. Goodnow Scholarships	-	3,256.84	-	-	3,256.84
Mr. & Mrs. Earl Flint Goodrich Memorial	-	695.50	-	-	695.50
Goodyear Tire and Rubber Scholarship Fund	2,018.00	2,278.00	2,000.00	-	2,296.00
Florence E. Green Scholarship Fund	-	17,067.45	-	-	17,067.45
Helen Green Memorial Scholarship	4,090.00	3,858.00	-	-	7,948.00
John & Harriet Green Scholarship Fund	971.00	970.00	1,025.00	-	916.00
Laura Z. Greene Mathematics Scholarship	-	57,337.98	-	-	57,337.98
Zula Bennington Greene Comm. Arts Scholarship	1,906.00	2,034.00	2,140.00	-	1,800.00
George W. Greenwood Memorial Scholarship - Business	588.21	588.00	627.00	-	549.21
Clara Spencer Grimsley Memorial Scholarship in Music	-	4,154.20	-	-	4,154.20
Mary Evans Grimsley Scholarship	-	3,150.36	-	-	3,150.36
Fredric E. Grundeman Law Scholarship Fund	-	781.00	-	-	781.00
William H. Guild Modern Languages Program Fund	-	3,000.00	-	-	3,000.00
William H. Guild International Program Fund	-	4,000.00	-	-	4,000.00
Robert L. & Lou Nell Gustavson Scholarship Fund	-	938.00	-	-	938.00
Mr. & Mrs. Cyrus Guthrie Foundation	-	16,143.70	-	-	16,143.70
Homer & Lois Hale Fund for Student Research (Science)	1,798.78	200.00	1,272.18	-	726.60

<u>Agency Accounts and Restricted Funds</u>	<u>June 30, 2008</u>	<u>Increases</u>	<u>Decreases</u>	<u>LIABILITIES</u>	<u>NET ASSETS</u>
<u>University Endowed Scholarships, continued</u>					
Homer & Lois Hale Fund for Student Research (Chemistry)	\$ -	\$ 525.59	\$ -	\$ -	\$ 525.59
Homer & Lois Hale Fund for Student Research (Physics)	-	725.59	-	-	725.59
Halley-Van Petten Endowed Scholarship Fund	-	802.00	-	-	802.00
Florence Hammond	-	552.11	-	-	552.11
Esther Hancuff Business Fund	-	7,864.38	-	-	7,864.38
Richard Phillip Hanlon Memorial Scholarship for Nursing	3,714.82	3,114.00	2,125.00	-	4,703.82
Katie Louise Hanson Scholarship	-	6,475.00	-	-	6,475.00
Karen Harkness Tennis Scholarship Fund	-	3,138.95	-	-	3,138.95
Leland Taylor Harvey Scholarship Fund	-	3,668.40	-	-	3,668.40
George E. & Mary K. Haskell Meadow Gold Scholarship	-	10,351.68	-	-	10,351.68
Doral H. Hawks Memorial Scholarship Fund	261.00	261.00	277.00	-	245.00
C. Robert Haywood Scholarship History	395.00	404.00	-	-	799.00
Health, Phys. Education & Exercise Science Scholarship	400.00	400.00	400.00	-	400.00
David J Heath Memorial Law Scholarship Fund	-	376.00	-	-	376.00
Elizabeth Heaton Scholarship Fund	-	3,328.00	-	-	3,328.00
Prof Ted Heim Leadership Scholarship - Criminal Justice	-	2,006.00	-	-	2,006.00
Mark & Lisa Heitz Athletics Scholarship	-	1,720.49	-	-	1,720.49
Quinby J. & R. Ann Henderson Schol	-	110.00	-	-	110.00
Robert A. Hentzen Memorial Athletic Scholarship Fund	-	1,118.00	-	-	1,118.00
Honorable Harold S. Herd Law Schol	-	300.00	-	-	300.00
Shirley & Kennerth Herrick Endowed	1,479.00	1,404.00	-	-	2,883.00
Erma Caldwell Herrington	-	673.41	-	-	673.41
Hershberger, Patterson, Jones & Roth Energy Law Scholarship Fund	889.31	452.00	477.00	-	864.31
Margie R. Hildenbrand Piano Scholarship Fund	-	2,869.00	-	-	2,869.00
Clyde Hill Legislative Intern Scholarship Fund	38,282.94	14,728.00	20,789.00	-	32,221.94
Delmas C. Hill Law Scholarship Fund	7,368.00	7,368.00	7,788.00	-	6,948.00
Hills Pet Products Athletic Scholarship	448.00	448.00	474.00	-	422.00
Larry L. & Lucille L. Hinderlitter Scholarship	1,315.65	1,315.00	1,392.00	-	1,238.65
Duffie & Pauline Hindman Scholarships	-	158,716.71	-	-	158,716.71
Duffie A. Hindman Law Scholarship Fund	458.00	458.00	485.00	-	431.00
Rachel M. & Walter Hines Schol. for Teacher Training	-	1,259.00	-	-	1,259.00
Hinkle Elkouri Law Firm L.L.C. Scholarship	-	2,034.00	-	-	2,034.00
Carlos E. & Helen R. Hobbs Memorial Scholarship	-	13,874.36	-	-	13,874.36
Dean & Laree Hodges Scholarship Fund	523.00	-	503.00	-	20.00
Paul & Jeanne Hoferer Law Scholarship	-	2,193.00	-	-	2,193.00
Cyrus Kurtz Holliday Scholarship Fund	-	2,181.00	-	-	2,181.00
Pamela G. Hollie Scholarship Fund	2,500.10	2,000.00	1,000.00	-	3,500.10
Elmer Gus Holms Athletic Scholarship Fund	273.00	273.00	290.00	-	256.00
Judge James H Hope Law Scholarship Fund	269.00	269.00	284.00	-	254.00
Houston Scholarship Fund	-	410.00	-	-	410.00
Jolee Houx Music Scholarship Fund	-	1,935.07	-	-	1,935.07
Jolee Houx English Scholarship Fund	-	1,988.00	-	-	1,988.00
Jolee Houx Art Scholarship Fund	-	1,938.14	-	-	1,938.14
Jolee Houx Philosophy Scholarship Fund	-	2,682.28	-	-	2,682.28
Jolee Houx Foreign Language Scholarship Fund	-	4,610.22	-	-	4,610.22
Jolee Houx Superior Ability Music Scholarship Fund	-	1,938.14	-	-	1,938.14
Jolee Houx Superior Ability Art Scholarship Fund	-	1,935.00	-	-	1,935.00
Chettie A. Howard	-	1,095.58	-	-	1,095.58
James A. Hudelson, Jr. Memorial Scholarship	588.00	588.00	620.00	-	556.00
Mary Lee Huff Alumni Association Scholarship	-	1,134.84	-	-	1,134.84
Mary Lee Huff Law Scholarship Fund	-	529.00	-	-	529.00
Dorothy M. Huggins Scholarship Fund	-	14,671.85	-	-	14,671.85
Harold & Anna Hula International Student	1,329.00	427.00	-	-	1,756.00
Hula International Student Fund	-	2,754.00	-	-	2,754.00
Jessie Dymacek Hume Religious Music Scholarship	333.96	333.00	350.00	-	316.96
Dana & Louise Hummer Criminal Justice Scholarship	-	1,499.72	-	-	1,499.72
Nancy Hummer Memorial Scholarship Fund	552.00	521.00	-	-	1,073.00
John C. & Eloise Humpage Scholarship Fund	-	2,094.00	-	-	2,094.00
Catherine & Glenn Hussey Nursing Scholarship	2,463.00	2,463.00	2,604.00	-	2,322.00
Hussey Agency Scholarship	163.00	153.00	-	-	316.00
Douglas Hutchinson Athletic Scholarship	841.39	841.00	889.00	-	793.39
Dr Jerry E Hutchison Scholarship for Music	-	1,046.00	-	-	1,046.00
Andrew & Mark Hutton Tennis Scholarship	253.73	253.00	268.00	-	238.73
W.M. Hyde	-	312.77	-	-	312.77
Ichabod Club Athletic Scholarship	4,046.00	3,815.00	4,046.00	-	3,815.00
Ichabod Washburn General Scholarship	5,095.00	5,305.00	4,875.00	-	5,525.00
ICT Bazaar International Study Scholarship	3,189.00	3,009.00	-	-	6,198.00
ICT William W. Wagnon Jr. Scholarship Fund	1,754.00	1,654.00	-	-	3,408.00
Independent Insurance Agents Athletic Scholarship	1,023.54	1,023.00	1,081.00	-	965.54
Independent Insurance Agents of Topeka Inc. Schol.	1,107.61	1,107.00	1,170.00	-	1,044.61
Ellsworth Ingalls Memorial Fund	-	65,952.43	-	-	65,952.43
Internation Center of Topeka/Betty Jo "Bo" Sheafor Fund	-	540.00	-	-	540.00
International Center of Topeka William Langdon Fund	-	2,729.26	-	-	2,729.26
International Student Scholarship Fund	-	1,724.51	-	-	1,724.51

<u>Agency Accounts and Restricted Funds</u>	<u>June 30, 2008</u>	<u>Increases</u>	<u>Decreases</u>	<u>LIABILITIES</u>	<u>NET ASSETS</u>
<u>University Endowed Scholarships, continued</u>					
Internet Education Endowment Fund	\$ 4,571.00	\$ 4,311.00	\$ -	\$ -	\$ 8,882.00
William A. "Cocky" Irwin Economics Scholarship Fund - Business	1,718.00	1,803.00	1,882.00	-	1,639.00
Samuel C Jackson Scholarship Fund	3,345.10	1,294.00	-	-	4,639.10
Grace James Memorial Study Kansas History	5,184.59	509.00	-	-	5,693.59
Cloyd Pugh Nursing Award/Mary E. Jantz Nursing	1,650.28	919.00	1,025.00	-	1,544.28
Roy D. & Buelah F. Jardon Scholarship	-	25,658.00	-	-	25,658.00
Alice P. Jensen Scholarship Fund	-	1,722.00	-	-	1,722.00
Hal Jensen Leadership Sch/Business	-	158.00	-	-	158.00
Eugene Millard Jewell Memorial Scholarship Fund	207.00	196.00	103.00	-	300.00
Allan M. Jones Scholarship Fund - Nursing	356.97	317.00	-	-	673.97
John F. Jones II Law Scholarship Fund	-	995.00	-	-	995.00
Beryl R. Johnson Scholarship Fund - Modern Foreign Language	4,073.98	8,658.00	7,000.00	-	5,731.98
Eva B. Johnson Scholarship Fund	-	6,682.10	-	-	6,682.10
Simone Johnson Award of Excellence Book Award	1,273.78	407.00	1,500.00	-	180.78
R. Norman Jordan Law Scholarship Fund	568.00	568.00	598.00	-	538.00
Charles S. & Doris F. Joss Scholarship Fund	-	59,068.64	-	-	59,068.64
Jostens Printing & Publishing Company Scholarship	637.81	637.00	673.00	-	601.81
Kaw Valley DPMA Scholarship Fund	634.02	633.00	663.00	-	604.02
Erwin Keller Memorial Scholarship Fund	-	476.05	-	-	476.05
Dr. & Mrs. James W. (Jim) Kelley Athletic Scholarship	1,595.60	1,595.00	1,686.00	-	1,504.60
Kent Brown Scholarship Fund	323.00	455.00	450.00	-	328.00
John F. Kilmartin Business Leader Scholarship Fund	1,881.55	1,766.00	1,000.00	-	2,647.55
Nell A Kimble Scholarship Fund	22,659.00	22,871.00	20,359.00	-	25,171.00
Terry J. & Judy L. Kimes Scholarship	1,386.51	1,385.50	2,114.50	-	657.51
Terry J. & Judy L. Kimes Scholarship - CIS	-	657.50	-	-	657.50
Jane Kindle Memorial Scholarship Endowed Fund	-	240.00	-	-	240.00
Clarence W. King Scholarship Fund	1,827.27	2,058.00	1,433.00	-	2,452.27
Dee Klausman Nursing Scholarship	-	1,166.00	-	-	1,166.00
Lavetta Akins Leffler Scholarship Fund for Single Mothers	-	1,063.00	-	-	1,063.00
Thomas L. & Janet Miller King	1,802.57	1,648.00	1,120.00	-	2,330.57
John Ross & Lydia Greene Kinzer Math Scholarship	-	52,385.59	-	-	52,385.59
John Ross & Lydia Greene Kinzer Music Scholarship	-	23,094.00	-	-	23,094.00
Leroy John Kisner Memorial Scholarship Fund	390.40	355.00	535.00	-	210.40
Brenda J. & Steven L. Kitchen School of Business Schol	-	5,773.51	-	-	5,773.51
Fred W. & Loreen W. Klasse Memorial Scholarship	33,635.72	28,464.00	-	-	62,099.72
George A. & Mabel Kline Memorial Endowment Fund	-	25,221.00	-	-	25,221.00
Bernice Kritser Scholarship Fund	-	9,498.52	-	-	9,498.52
Kayeleen Krull Scholarship Fund	517.96	248.00	-	-	765.96
Fred & Julia Kuehne Athletic Scholarship	4,706.00	4,706.00	4,975.00	-	4,437.00
Fred & Julia Kuehne Press Box Fund	3,692.00	888.00	-	-	4,580.00
Judge Jay A. & Sadie W. Kyle Scholarship Fund	11,188.00	10,072.00	10,582.00	-	10,678.00
Mae A. Labunker Scholarship Fund	5,425.00	5,148.00	4,000.00	-	6,573.00
W. Reginald Labunker Law Scholarship	17,546.00	17,546.00	18,543.00	-	16,549.00
Lady Blues National Championship Athletic Scholarship	-	1,622.00	-	-	1,622.00
Harold W. Lander Scholarship	397.00	375.00	-	-	772.00
Theo Landon Music Scholarship Fund	-	3,396.62	-	-	3,396.62
H. Langsdorf Jr. Athletic Scholarship Fund	187.00	187.00	197.00	-	177.00
Esther E. Latter Nursing Scholarship Fund	4,426.00	4,130.00	3,950.50	-	4,605.50
James & Edna Faye Lauver Art Scholarship	-	1,457.94	-	-	1,457.94
Law Alumni Fellowship Fund	63,083.00	54,183.00	57,264.00	-	60,002.00
Law School Designated for Scholarship	-	100,000.00	-	-	100,000.00
Ray M. & Hazel K. Lawless - Humanities	6,335.01	2,112.00	1,500.00	-	6,947.01
Leadership Ball Scholarship	-	10,001.70	-	-	10,001.70
Charlotte M. Leavitt English Scholarship	1,055.00	1,055.00	1,116.00	-	994.00
Joseph W. & Mary Douglas Lee Memorial Scholarship	-	19,190.73	-	-	19,190.73
Robert E. & Sallee Lee Athletic Scholarship	11,087.32	10,598.00	11,221.00	-	10,464.32
Sallee R. Lee Washburn Women's Alliance Scholarship	-	516.00	-	-	516.00
Mary C. Lempenau Math Scholarship Fund	548.65	400.00	491.00	-	457.65
Mary C. Lempenau Radiation Therapy	721.53	721.00	762.00	-	680.53
Trey Lewis Football Scholarship Fd	-	70.00	-	-	70.00
David Lieberman Business Scholarship Fund	520.00	520.00	550.00	-	490.00
David Brian Little Business Scholarship	1,083.01	1,080.00	1,152.00	-	1,011.01
Chuck Logan Scholarship Fund	-	5,669.38	-	-	5,669.38
Harry R. & Leila J. Logan Scholarship Fund Law	424.00	401.00	-	-	825.00
John Daniel Logan Memorial Scholarship	3,146.00	2,994.00	-	-	6,140.00
J. Glenn and Corinne Ripley Logan Scholarship	-	5,763.48	-	-	5,763.48
Scott & Pam Logan Endowed Law Scholarship Fund	-	772.00	-	-	772.00
Lommasson Scholarship fund	-	6,266.43	-	-	6,266.43
Paul Q. and Lillian Taylor Long Scholarship Fund	-	3,791.54	-	-	3,791.54
Cleveland S. Loper Memorial Fund	-	2,273.32	-	-	2,273.32
Donna Love Master of Social Work Scholarship	827.21	827.00	839.00	-	815.21
Joe Lovewell Scholarship in Economics	-	899.00	-	-	899.00
Paul & Margaret Lovewell Memorial Scholarship	206.00	300.00	304.00	-	202.00
Dr. Cecil E. Lowe Memorial	-	1,726.65	-	-	1,726.65

Agency Accounts and Restricted Funds	June 30, 2008	Increases	Decreases	LIABILITIES	NET ASSETS
<u>University Endowed Scholarships, continued</u>					
Jette Lee & Doris M. Luellen Scholarship Fund	\$ -	\$ 4,080.03	\$ -	\$ -	\$ 4,080.03
Dorothy Luginbill Scholarship Fund	-	3,840.29	-	-	3,840.29
N. P. Luginbill Scholarship Fund	505.28	250.00	254.00	-	501.28
Nellie Elizabeth Griffith Jones Luse Endowment	-	1,067.00	-	-	1,067.00
Fred and Alice Lyon Scholarship Fund	-	486.00	-	-	486.00
Violet Lyon Scholarship Fund	2,299.00	2,182.00	-	-	4,481.00
Dena B. McAdam Scholarship	1,126.63	1,126.00	1,284.00	-	968.63
Terry & Ann McAdam Math Honor Scholarship	3,776.73	1,970.00	1,800.00	-	3,946.73
Jane Ayers & Frank L. McAleavy Botany/Biology	-	2,019.00	-	-	2,019.00
Stuart & Gertrude McAlister Scholarship	1,694.14	1,551.00	832.00	-	2,413.14
Arthur J. McCabe	-	1,620.20	-	-	1,620.20
Marion G. & Lavina McDonald - Athletics	1,373.96	1,373.00	1,376.00	-	1,370.96
Wendell J McDonald Scholarship Fd	-	44.00	-	-	44.00
Mike McDonnell Memorial Scholarship for Athletics	549.92	564.00	549.00	-	564.92
Duncan Landrum McEachron Scholarship	-	517.85	-	-	517.85
Ella Scott McEachron Scholarship Fund	-	2,400.00	-	-	2,400.00
Homer & Rosemary McElroy Athletic	1,384.60	1,384.00	1,463.00	-	1,305.60
John & Sheila McGivern Family Football Scholarship	-	6,470.41	-	-	6,470.41
Katherine "Kem" McHugh Scholarship Fund"	-	1,756.00	-	-	1,756.00
Elton & Bessie Mae McIntosh Scholarship Fund	-	13,474.00	-	-	13,474.00
Orson & Esther Mary McLaughlin Scholarship	-	6,661.00	-	-	6,661.00
William J McNeive and Robert J Bernica Endowed Fund	-	1,745.00	-	-	1,745.00
Belinda McPherson Scholarship Fund	-	1,194.00	-	-	1,194.00
Mabel Thresher MacNair Scholarship	-	1,461.39	-	-	1,461.39
Harry L. & Isabel Whitcomb McNeill Family Scholarship	-	7,506.61	-	-	7,506.61
Marion Lerrigo McWilliams Scholarship	320.00	320.00	487.00	-	153.00
Jim & Kathy Maag Scholarship Fund	-	4,352.26	-	-	4,352.26
Robt W. & Jas E Mackey Scholarship Fund	430.00	404.00	-	-	834.00
Dr. Martha M. Madtson Scholarship Fund	-	20,279.02	-	-	20,279.02
Marion M Manderson Scholarship	1,237.00	1,175.00	-	-	2,412.00
Dale C. Marcoux Scholarship	207,383.10	122,134.50	153,975.00	-	175,542.60
Ed Marling Stores Athletic Scholarship	219.00	219.00	231.00	-	207.00
Terry & Phyllis Marshall Business Scholarship	1,393.76	1,406.00	1,182.00	-	1,617.76
Eloise Wolcott Martin Athletic Scholarship	6,156.44	2,282.00	1,500.00	-	6,938.44
Robert I Martin Endowed Scholarship Fund	2,314.00	2,182.00	-	-	4,496.00
Ward D. Martin Scholarship Fund	-	1,836.00	-	-	1,836.00
Ward & Eloise Martin Athletic Scholarship	2,822.93	8,248.00	8,410.00	-	2,660.93
Ward D. & Eloise W. Martin Scholarship Fund	-	4,241.00	-	-	4,241.00
Ward D. & Eloise W. Martin Law Scholarship Fund	-	1,602.00	-	-	1,602.00
Professor Nancy G. Maxwell Law Scholarship Fund	-	839.00	-	-	839.00
Mayor Joan Wagnon Endowed Scholarship Fund	-	3,112.69	-	-	3,112.69
Mayor Felker Golf Tournament scholarship Fund	-	699.76	-	-	699.76
Mayor's Advisory Council on Youth Scholarship	465.18	222.00	-	-	687.18
Medevac Scholarship Fund	2,126.62	408.00	-	-	2,534.62
Media & Entertainment Law Fund	3,596.24	1,134.00	-	-	4,730.24
Mended Hearts Olsen Endowed Scholarship Nursing	398.00	375.00	375.00	-	398.00
Brig Gen W. Menninger Scholarship Nursing	153.00	144.00	-	-	297.00
Dr. Karl A. Menninger Endowed Schol in Criminal Justice	-	1,504.00	-	-	1,504.00
George C. Merrill Memorial Fund	-	284.68	-	-	284.68
Michaud Cordry Michaud Hutton & Hutton Tort Law Scholarship Fund	1,509.25	573.00	-	-	2,082.25
Ad Miller Athletic Scholarship Fund	249.00	249.00	261.00	-	237.00
Everett A. Miller Jr. Scholarship Fund Minority or Medicine	412.91	197.00	-	-	609.91
Pendleton A. Miller Scholarship Fund	207.00	196.00	-	-	403.00
Dr. Glenn S. Millice Memorial Scholarship Fund	-	3,631.38	-	-	3,631.38
Chuck & Helen Mills Athletic Scholarship	1,690.00	1,690.00	1,781.00	-	1,599.00
Lewis T & Mary B Mills Educ Schol	-	9.00	-	-	9.00
Minorities in Legal Education Law	684.00	684.00	723.00	-	645.00
Mize, Houser & Co. Accounting Scholarship Fund	1,486.17	1,470.00	2,254.59	-	701.58
Mize, Houser & Co. Computer Science Scholarship Fund	-	701.59	-	-	701.59
Carl C Monk Law Alumni Scholarship Fund	1,247.00	1,247.00	1,319.00	-	1,175.00
Ina M. Monroe Scholarship	-	5,846.05	-	-	5,846.05
Billie Moore Scholarship Fund	-	2,108.30	-	-	2,108.30
Clayton D. Moore Scholarship Fund	4,826.00	4,552.00	-	-	9,378.00
John W. Moore Scholarship Fund	-	930.09	-	-	930.09
Lillian Steinmeyer Moore Scholarship Fund	13,088.13	10,990.00	10,750.00	-	13,328.13
Meredith A. Moore Communication Endowed Schol.	-	724.00	-	-	724.00
Louise Thorne Morehouse Scholarship	-	597.99	-	-	597.99
Esta Morgan Education Scholarship Fund	-	20,052.00	-	-	20,052.00
David D. Morris Memorial Scholarship Fund	252.00	252.00	288.00	-	216.00
Virleen & Fred Morns Jr. Scholarship Fund - Business	-	1,011.14	-	-	1,011.14
Virleen & Fred Morns Jr. Scholarship Fund - Education	-	1,011.14	-	-	1,011.14
Moses Day	-	1,278.35	-	-	1,278.35
Moses Family Endowed Scholarship Fund	-	957.00	-	-	957.00
Eunice F. Moyer English Scholarship Fund	-	1,376.00	-	-	1,376.00

Agency Accounts and Restricted Funds	June 30, 2008	Increases	Decreases	LIABILITIES	NET ASSETS
<u>University Endowed Scholarships, continued</u>					
Delores A. Mueller Education Scholarship Fund	\$ 1,879.99	\$ 788.00	\$ -	\$ -	\$ 2,667.99
Lyndell & Glenda Mummet Scholarship Fund - Education	-	3,434.75	-	-	3,434.75
Lyndell & Glenda Mummet Scholarship Fund - Music	-	2,032.00	-	-	2,032.00
T M Murrell Law Alumni Scholarship Fund	3,023.00	3,015.00	3,180.00	-	2,858.00
A. Roy Myers Endowment Fund for Scholarships (Social Sciences)	3,246.00	3,081.00	-	-	6,327.00
Helen Fairfield Naylor Scholarship	-	3,147.70	-	-	3,147.70
Karen L. Gregg Neilinger/Studies in Foreign Language	-	2,401.18	-	-	2,401.18
Linda L. Nelson Health, PE, Exercise Science Schol.	386.60	382.00	350.00	-	418.60
Cleora Nemeec Business Scholarship	-	50,621.88	-	-	50,621.88
Cleora Nemeec Nursing Scholarship	-	1,776.78	-	-	1,776.78
G. William Nice MD Music Scholarship Fund	713.00	713.00	736.00	-	690.00
Paul L. Noble Scholarship Fund	4,408.47	14,018.00	8,500.00	-	9,926.47
Laird Noller Ford Scholarship Fund	-	1,862.45	-	-	1,862.45
Nonoso Scholarship	-	6,908.70	-	-	6,908.70
Josephine Norton Scholarship	-	219.26	-	-	219.26
Ricky Nottingham Memorial Scholarship	253.26	253.00	268.00	-	238.26
Mary E. Nuss Memorial Scholarship Fund	287.67	275.00	291.00	-	271.67
Janet Nuzman Endowed Scholarship Fund	571.52	770.00	800.00	-	541.52
Isabel & Phyllis Obee Law Fellowship	5,487.00	5,487.00	5,798.00	-	5,176.00
Nellie Ansel Obrecht Memorial Scholarship	-	2,289.00	-	-	2,289.00
Jerry Oldham Memorial Scholarship	623.31	623.00	656.00	-	590.31
100th Football Season Athletic Scholarship	725.56	725.00	764.00	-	686.56
Optimist Club Music (Downtown Topeka)	253.37	253.00	268.00	-	238.37
Ruth Walker O'Riley Scholarship	-	22,315.00	-	-	22,315.00
Chuck & Von Ostmeyer Athletic Scholarship	469.00	469.00	496.00	-	442.00
Dr. & Mrs. John Overlander Scholarship	14,057.00	13,508.00	11,500.00	-	16,065.00
J. Eliot Overlander Scholarship	-	4,479.91	-	-	4,479.91
Roy Painter Memorial Scholarship Fund	1,680.00	1,586.00	-	-	3,266.00
Paola Congregational Church Scholarship	-	872.08	-	-	872.08
George M. Parker Tennis Scholarship	682.77	684.00	682.00	-	684.77
James M. & Carrie S. Parker Scholarship Fund	-	64,130.00	-	-	64,130.00
Mary M. Parr Memorial Law Scholarship Fund	289.00	289.00	306.00	-	272.00
Dr. Clyde E. Partridge Memorial	-	1,734.84	-	-	1,734.84
Payless/May Department Store Scholarship Fund	3,367.15	3,365.00	4,382.00	-	2,350.15
Mr. & Mrs. Augustus S. Peabody Music Fund	-	1,133.95	-	-	1,133.95
Don Pedroja Memorial Scholarship	383.01	383.00	401.00	-	365.01
G. Dorr Pelton Scholarship Fund	-	322.86	-	-	322.86
Phillip C. Pennington Law Scholarship Fund	-	3,097.00	-	-	3,097.00
Pepsi Pizza Hut Athletic Scholarship	1,005.12	1,005.00	1,062.00	-	948.12
Ruth Ellen Perry Music Scholarship Fund	241.00	241.00	255.00	-	227.00
Rose Marie Peters Memorial Fund	-	210.35	-	-	210.35
Cecil N. & Marvel B. Peterson Athletic Scholarship for Basketball Players	5,560.39	5,560.00	5,839.00	-	5,281.39
Helen Lyon Peterson Memorial Scholarship - Debate	-	1,961.40	-	-	1,961.40
Helen Lyon Peterson Memorial Scholarship - Theatre	-	1,949.40	-	-	1,949.40
Edna B Petro Scholarship Fund	-	448.28	-	-	448.28
Edna B. Petro Scholarship Fund - Music	1,700.09	1,700.00	1,871.00	-	1,529.09
Kelsey H. Petro Memorial Athletic Scholarship	4,445.00	4,445.00	4,697.00	-	4,193.00
Mark T. Petro Memorial Fund	786.00	742.00	-	-	1,528.00
Robert K. and Barbara S. Petro	-	1,265.00	-	-	1,265.00
Mildred I. Pfuetze Scholarship Fund	345.00	324.00	-	-	669.00
Phi Delta Kappa Scholarship	229.00	216.00	-	-	445.00
Lala Tull Phillippi Scholarship Fund	-	7,493.52	-	-	7,493.52
Lala Tull Phillippi Scholarship Fund-Topeka	-	46,440.52	-	-	46,440.52
David E. & Martha A. Pierce Law Scholarship Fund	-	2,725.00	-	-	2,725.00
James & Helen Pinegar Leadership	-	122.00	-	-	122.00
Charles A. & Margaret W. Pollak - Education	7,638.00	3,643.00	-	-	11,281.00
Charles A. & Margaret W. Pollak - Health	3,806.00	3,806.00	3,969.00	-	3,643.00
Charles A. & Margaret W. Pollak - Theatre	3,000.00	3,900.00	5,512.00	-	1,388.00
James David Pollak Memorial Scholarship	9,628.50	10,730.00	9,562.50	-	10,796.00
Bradley Post Law Scholarship Fund	5,986.00	5,986.00	6,171.00	-	5,801.00
David M. Powell Scholarship Fund	773.36	773.00	806.00	-	740.36
Louis & Ruth Ann Pozez Scholarship Fund (Retailing Volume Shoe)	3,619.73	2,942.00	2,964.00	-	3,597.73
Presidential Endowed Scholarship Fund (Mary Margaret Clevenger)	3,015.16	1,441.00	-	-	4,456.16
Caroline Doster Price Kappa Alpha Theta Scholarship	999.15	750.00	1,022.00	-	727.15
Robert T. Price	-	22,899.00	-	-	22,899.00
Professional Advertising Club of Topeka Scholarship	-	219.20	-	-	219.20
Max W. & Phyllis B. Prosser Art Scholarship	645.59	645.00	677.00	-	613.59
C.J. Putt Memorial Scholarship for Law	-	338.00	-	-	338.00
Imogene & Jack Quinlan Athlete Scholarship	2,189.17	2,189.00	2,304.00	-	2,074.17
Ethel Quinn Memorial Fund in Music	2,011.92	1,353.00	800.00	-	2,564.92
Radiologic Technology Scholarship Fund	859.29	859.00	916.00	-	802.29

Agency Accounts and Restricted Funds	June 30, 2008	Increases	Decreases	LIABILITIES	NET ASSETS
<u>University Endowed Scholarships, continued</u>					
Herbert W. Ragsdale Award for Excellence	\$ -	\$ 3,050.99	\$ -	\$ -	\$ 3,050.99
Eugene Ralston Law Alumni Scholarship Fund	3,399.00	3,399.00	3,419.00	-	3,379.00
John R. Ramsey Memorial Scholarship (Law)	1,572.00	1,572.00	1,661.00	-	1,483.00
Dr Eugene & Viola Ramskill Scholarship	6,554.00	6,680.00	5,100.00	-	8,134.00
George Ramskill Law Scholarship Fund	8,988.13	7,582.00	8,013.00	-	8,557.13
Hannah B. Ransom Nursing Scholarship	5,538.33	4,500.00	5,051.33	-	4,987.00
Governor Payne H. Ratner Law Scholarship Funded by Dr. & Mrs. Glenn L. Archer	6,126.11	6,126.00	6,474.00	-	5,778.11
Gene & Melody Reardon Athletic Scholarship	608.00	659.00	608.00	-	659.00
Arthur V. Read Memorial Scholarship	904.00	852.00	-	-	1,756.00
Maud J. Reed Scholarship	337.00	337.00	356.00	-	318.00
Charles F. Rehkopf History Award Fund	1,411.72	1,343.00	1,600.00	-	1,154.72
Robert O. & Merle S. Rehkopf Scholarship Fund	-	13,157.00	-	-	13,157.00
Jerry W. Reichart Athletic Scholarship Fund	-	3,366.10	-	-	3,366.10
Frank M. and Betty J. Rice Law Scholarship Fund	-	1,192.00	-	-	1,192.00
Richey Scholar Program Fund (Term Quasi - Endowed)	-	77,000.00	-	-	77,000.00
Marilyn Miller Richter Art Student Scholarship	369.38	369.00	384.00	-	354.38
Frances & Helen Rigby Scholarship Fund	11,471.00	10,884.00	-	-	22,355.00
Richard S. Righter Memorial Scholarship Fund	485.67	235.00	248.00	-	472.67
Bertha M. Rightmire Scholarship Fund	994.00	478.00	300.00	-	1,172.00
Frank A. Ripley Memorial Scholarship	323.00	305.00	-	-	628.00
Ritchie, Wright, Maxwell Fund	-	7,280.00	-	-	7,280.00
Cliff Roberson Schol/Crim. Justice	-	70.00	-	-	70.00
Philip & Mabel Roberts Athlete Scholarship	12,139.00	20,471.00	21,163.00	-	11,447.00
Jerry L. Robertson Baseball Scholarship Fund	-	459.30	-	-	459.30
Yetta Cohen Robinson & Everett Fetter Award	-	452.61	-	-	452.61
L. W. Rogers & Ruth Tallant Rogers Scholarship	-	3,841.36	-	-	3,841.36
Harold & Marriion Rolley Scholarship in Business	1,068.62	1,068.00	1,183.00	-	953.62
Ralph R. Rollman Scholarship Fund	2,548.00	2,575.00	-	-	5,123.00
Virginia Currier Ross Scholarship Fund	908.00	861.00	454.00	-	1,315.00
Downtown Rotary International Scholarship Fund	229.00	218.00	-	-	447.00
Ken Rowley Scholarship Allied Health	2,313.95	2,313.00	2,431.00	-	2,195.95
Ken Rowley General Scholarship	2,194.00	2,083.00	-	-	4,277.00
Ken Rowley Scholarship for Nursing Students	6,715.97	5,898.00	5,412.50	-	7,201.47
Dr. Mary S. Rowland Scholarship Fund	2,826.79	2,826.00	2,986.00	-	2,666.79
Ludwig & Herta Ruschin Scholarship	-	14.00	-	-	14.00
Marie Russell Law Scholarship Fund	9,246.00	9,246.00	9,771.00	-	8,721.00
Patrick W. Ryan Scholarship Fund	-	510.84	-	-	510.84
Michael & Sonia Saltman Baseball Scholarship	-	1,350.21	-	-	1,350.21
Mary Sanders Scholarship - Art	160.37	160.00	170.00	-	150.37
Georgia D Sandlin Education Scholar	-	27.00	-	-	27.00
Thad M. Sandstrom Fund Nursing Education Schol.	671.61	671.00	904.00	-	438.61
Thad M. Sandstrom General Scholarship Fund	2,555.00	2,409.00	-	-	4,964.00
Thad Sandstrom Memorial Scholarship Arts	951.00	897.00	443.60	-	1,404.40
Richard Sasek Memorial Fund	-	362.57	-	-	362.57
Clyde P. & Mildred Schenck Scholarship Fund	-	474.00	-	-	474.00
Mayo M. Schmidt Business Scholarship Fund	-	1,331.00	-	-	1,331.00
Steven Schmidt Memorial Law Scholarship	278.82	278.00	293.00	-	263.82
School of Applied Studies Leadership Scholarship	-	2,159.00	-	-	2,159.00
Marvin & Trella Schulteis Athletic Scholarship	281.00	281.00	298.00	-	264.00
Delbert Schuster Men's Basketball Scholarship Fund	-	378.64	-	-	378.64
Charles S. Scott, Sr. Law Scholarship Fund	463.00	235.00	247.00	-	451.00
Jay K. Scott (Political Science)	1,058.00	1,069.00	1,058.00	-	1,069.00
Tom & Fay Scott Memorial Scholarship Fund	-	1,678.84	-	-	1,678.84
Security Benefit Athletic Scholarship	371.00	371.00	393.00	-	349.00
Security Benefit Group Scholarship Fund	10,322.79	5,200.00	5,413.00	-	10,109.79
Chester L. Seeley Scholarship Fund	11,429.49	10,532.00	10,615.00	-	11,346.49
Dean Arthur G. Sellen Scholarship Fund	347.00	330.00	-	-	677.00
Ray & Jane Senate Scholarship Fund	1,830.00	882.00	-	-	2,712.00
Ray and Jane Senate Scholarship Fund	-	5,197.00	-	-	5,197.00
Florence J. Service General Scholarship Fund	-	22,552.00	-	-	22,552.00
Florence J. Service Musical Scholarship	-	2,038.12	-	-	2,038.12
Florence J. Service Scholarship - Zeta Tau Alpha	-	3,600.04	-	-	3,600.04
Robert E. Settle Memorial Athletic Fund	-	219.30	-	-	219.30
Geneva Seybold Endowment Fund	-	91,979.00	44,340.00	-	47,639.00
Charlotte M. & Warren W. Shaw Scholarship Fund	-	23,598.90	-	-	23,598.90
John M. & Comfort W. Shaw Scholarship - Chemistry	-	3,039.86	-	-	3,039.86
John M. & Comfort W. Shaw Scholarship Fund - Physics	-	1,839.86	-	-	1,839.86
Shawnee Sportsmen, Inc. - Biology	697.54	757.00	750.00	-	704.54
Margaret Strawn & Harold Norman Sheafor Leadership	-	4,968.72	-	-	4,968.72
Richard E. Shermoen Mathematics Scholarship Fund	2,713.77	1,200.00	1,295.00	-	2,618.77
Nelda Downtain Shiner Scholarship Fund	1,146.14	920.00	1,370.00	-	696.14
Shipley-Hocker Scholarship Fund - Biology	-	3,841.50	-	-	3,841.50
Shipley-Hocker Scholarship Fund - PE	-	4,142.50	-	-	4,142.50
Arthur L. Shultz Scholarship Fund	-	68,736.96	-	-	68,736.96
Craig & Rita Shultz Law Scholarship	-	522.00	-	-	522.00
Shurgart Thomson & Kilroy Law Scholarship	913.00	913.00	964.00	-	862.00

Agency Accounts and Restricted Funds	June 30, 2008	Increases	Decreases	LIABILITIES	NET ASSETS
<u>University Endowed Scholarships, continued</u>					
Si Se Puede Scholarship Fund Law	\$ 1,171.00	\$ 633.00	\$ 500.00	\$ -	\$ 1,304.00
Ray Siehndel Business Scholarship Fund	-	1,438.00	-	-	1,438.00
George W. Simpson Scholarship	5,009.00	4,903.00	4,184.00	-	5,728.00
Judith Joss Sirridge Teacher Education Fund	-	2,765.12	-	-	2,765.12
Dr. Phillip Sisk Memorial Scholarship Fund	1,529.71	1,629.00	1,529.00	-	1,629.71
Sylvester A. Skoch Scholarship Fund	6,407.00	6,400.00	6,719.00	-	6,088.00
Rep Jim Slattery Law Alumni Scholarship Fund	943.00	1,016.00	930.00	-	1,029.00
Edward R. Sloan Law Fund	4,537.00	8,178.00	8,135.00	-	4,580.00
James W. Sloan Scholarship Fund for Golf	667.34	667.00	700.00	-	634.34
James W. Sloan Men's Tennis Scholarship	681.60	681.00	714.00	-	648.60
Sloan, Listrom, Eisenbarth Law Scholarship	866.00	817.00	768.00	-	915.00
Gerd Smith Business/Athletic Scholarship Fund	-	1,245.92	-	-	1,245.92
Honorable Don C. Smith Law Scholarship	2,111.95	1,075.00	1,131.00	-	2,055.95
Lillian Anderson Smith Memorial Nursing Fund	-	2,576.02	-	-	2,576.02
Marguerite E. Smith Business Scholarship Fund	-	261.26	-	-	261.26
Scott S. & Marie Smith Scholarship Fund	1,104.44	1,000.00	1,224.00	-	880.44
Smith & Woods	-	622.21	-	-	622.21
Ronald J. and James F. Snyder Scholarship	-	3,994.00	-	-	3,994.00
Susan J. Snyder Chemistry Scholarship Fund	1,182.01	279.00	-	-	1,461.01
Soccer Quasi-Endowed Scholarship Fd	-	110.00	-	-	110.00
Social Work Scholarship Fund	-	1,836.49	-	-	1,836.49
Southwestern Bell Telephone Athletic Scholarship	413.00	413.00	436.00	-	390.00
Nally Fox Spangler Education Scholarship	302.00	289.00	100.00	-	491.00
Harold E. Sponberg Memorial Fund Scholarship	168.00	159.00	-	-	327.00
St. Francis Hospital & Medical Ctr Radiation Therapy Sch	-	1,699.62	-	-	1,699.62
Allie B. Stahl Athletic Scholarship Fund	458.00	458.00	485.00	-	431.00
Donald A. Stark Business Leader Scholarship	4,567.00	4,566.00	4,824.00	-	4,309.00
John & Ruth Stauffer Scholarship for Single Mothers	-	6,682.00	-	-	6,682.00
Mr. & Mrs. Oscar S. Stauffer Scholarship Fund	-	1,071.00	-	-	1,071.00
Stan Stauffer - Yellow Freight Sys. Inc. Transportation Scholarship Fund	1,529.68	1,525.00	1,731.00	-	1,323.68
Edna Steel Education Scholarship Fund	-	1,613.00	-	-	1,613.00
Frances Collins Stephenson Scholarship Music/English	490.00	192.00	395.00	-	287.00
Frances Collins Stephenson Scholarship Music	-	478.00	-	-	478.00
Raymond A., JR and Janice D. Stewart Scholarship	-	6,170.00	-	-	6,170.00
Byran S. Stoffer Scholarship	-	416.85	-	-	416.85
Dr. Bryan Sewall Stoffer Scholarship Fund	-	2,391.04	-	-	2,391.04
Camden S. Strain	-	880.40	-	-	880.40
Cornelia Adams Straub Scholarship Fund	584.00	553.00	-	-	1,137.00
Esther Strickland Music Scholarship	261.00	299.00	208.00	-	352.00
Dorothy Studebaker Zeta Tau Alpha	1,260.31	1,000.00	1,518.00	-	742.31
Student Fundraising Committee Scholarship Fund	754.39	725.00	872.00	-	607.39
Marguerite S. Stuenkel Scholarship	1,611.21	1,500.00	1,783.00	-	1,328.21
Sturm/Workman Family International Fund	-	1,303.00	-	-	1,303.00
F. & J. Summerson Athletic Business	-	68.00	-	-	68.00
Erma Schmidler Tebben Scholarship	417.57	417.00	441.00	-	393.57
Chas. And Mabel Tefft - Nursing	1,986.27	750.00	827.00	-	1,909.27
The Sweet Foundation	-	160,822.00	-	-	160,822.00
Mr. & Mrs. Alonzo S. Thomas	-	36,614.00	-	-	36,614.00
Carolyn H. Thomas	-	806.72	-	-	806.72
Edra B. Thompson Scholarship Fund	-	846.23	-	-	846.23
Hugh L. & Patricia A. Thompson Scholarship Fund	-	18,863.34	-	-	18,863.34
Dr. David C. Thurston Memorial Scholarship Fund	-	2,444.32	-	-	2,444.32
Topeka Area Retired Teachers Association	3,192.28	3,000.00	4,402.00	-	1,790.28
Topeka Audubon Society Pearl Maus Biology Fund	-	1,257.00	-	-	1,257.00
Topeka Chapter of Links, Inc. Scholarship	8,203.28	1,498.00	-	-	9,701.28
Topeka Classroom Teachers Scholarship	-	3,315.88	-	-	3,315.88
Topeka High School Scholarship Fund	-	740.64	-	-	740.64
Topeka Insurance Professionals	1,152.45	1,152.00	1,457.00	-	847.45
Topeka Lions Club Memorial Scholarship	791.44	791.00	804.00	-	778.44
Topeka 1000 Scholarship Fund	-	14,982.07	-	-	14,982.07
Topeka Lodge 555, Loyal Order of Moose Scholarship	-	219.54	-	-	219.54
Duane A. & Dorothy P. Touslee Scholarship	255.00	255.00	266.00	-	244.00
Florence Evelyn Townsley Music Fund	2,030.91	2,000.00	2,283.00	-	1,747.91
Glen Tuhscherer Scholarship Fund	-	3,012.00	-	-	3,012.00
Trull Alumni Scholarship Fund	-	7,921.36	-	-	7,921.36
B W Trull Foundation Scholarship	8,420.00	7,940.00	-	-	16,360.00
Florence R Trull Memorial Scholarship Fund	5,076.00	4,873.00	-	-	9,949.00
Mike Turnbull Memorial Athletic Scholarship	651.00	651.00	687.00	-	615.00
Arthur Ueoka Memorial Law Scholarship Fund	1,233.83	1,233.00	1,300.00	-	1,166.83
Ulrich Scholarship Fund	-	2,946.11	-	-	2,946.11
James K. Van Slyke Memorial Scholarship - Music	752.27	752.00	776.00	-	728.27
Bernard & Marion Ley & Bud VanSant Scholarship	-	949.75	-	-	949.75
Zeola Van Winkle Scholarship Fund	-	1,927.02	-	-	1,927.02
Isaac J. Vernon Scholarship Trust	-	23,226.38	-	-	23,226.38
Starks Vincent Memorial Men's Basketball Scholarship	-	7,204.59	-	-	7,204.59
Jim & Carol Vogel Scholarship Fund	-	2,390.76	-	-	2,390.76

Agency Accounts and Restricted Funds	June 30, 2008	Increases	Decreases	LIABILITIES	NET ASSETS
<u>University Endowed Scholarships, continued</u>					
Richard G. Vogel Appreciation Fund	\$ -	\$ 2,329.87	\$ -	\$ -	\$ 2,329.87
Sandra & Stanley Vogel-Women in Need Scholarship	-	1,151.72	-	-	1,151.72
Dan & Mary Ann Wade Athletic Scholarship	231.29	231.00	244.00	-	218.29
Harry W. Wade Political Science Scholarship Fund	-	1,642.00	-	-	1,642.00
Virginia Dale Goodwin Wade Music Scholarship Fund	-	1,533.97	-	-	1,533.97
William Odell "Bill" Wagnon Scholarship Fund	-	520.00	-	-	520.00
Linda Wahl-Stoltenberg History Scholarship	-	4,814.72	-	-	4,814.72
Normel Thor & Nellie Waldron Scholarship	759.00	716.00	-	-	1,475.00
Dashiell "Dash" Wandix Football Endowed Scholarship	-	764.00	96.00	-	668.00
Wang Scholarship Fund Chemistry	388.00	366.00	-	-	754.00
Washburn Alumni Association Scholarship	14,529.94	14,125.00	17,542.00	-	11,112.94
Washburn College Student Loan	-	55,082.21	-	-	55,082.21
Washburn University Art Scholarship Fund	524.00	524.00	555.00	-	493.00
Washburn University Dance Scholarship Fund	233.76	233.00	247.00	-	219.76
Washburn University English Scholarship	405.24	405.00	472.00	-	338.24
Washburn University Music Scholarship	3,508.81	4,500.00	4,541.00	-	3,467.81
Washburn University School of Law Endowed Schol.	-	2,766.00	-	-	2,766.00
Washburn University Theatre Scholarship	1,988.59	1,988.00	2,102.00	-	1,874.59
Washburn Walkers Gerontology Scholarship	6,427.82	2,231.00	2,000.00	-	6,658.82
Washburn Women's Alliance Endowed Fund	-	16,027.50	-	-	16,027.50
Washington, D.C. Washburn Alumni Group	319.00	301.00	117.00	-	503.00
Terry Watson Scholarship Fund Law	761.00	1,088.00	979.00	-	870.00
Nannette Kemmerly Weber Law Fund	-	1,013.00	-	-	1,013.00
William B. & Doris M. Miller Weber Scholarship Fund	-	2,716.77	-	-	2,716.77
Eliza Ames Webster memorial Fund	-	1,670.90	-	-	1,670.90
Donald D. Welty Memorial Scholarship Fund	-	133.40	-	-	133.40
R. Joseph & Margaret Cox Whelan Schol. - Teachers	-	3,921.00	-	-	3,921.00
Judge & Mrs. G H Whitcomb Law Scholarship	3,083.00	3,083.00	3,260.00	-	2,906.00
Dr. Philip W. Whitcomb - Philosophy	1,461.93	1,382.00	800.00	-	2,043.93
Phyllida Whitcomb States & Valerie Whitcomb Valaas	-	1,105.25	-	-	1,105.25
Daphne S. White Music Scholarship Fund	-	37,987.94	-	-	37,987.94
Kenneth J. and Elsa S. White Scholarship for Nursing	-	11,589.00	-	-	11,589.00
Mr. & Mrs. H. Morton White Scholarship	-	899.22	-	-	899.22
Mr. & Mrs. O. H. White Scholarship	-	581.35	-	-	581.35
Clarence Whitlow Music Scholarship Fund	806.00	906.00	951.00	-	761.00
Mose J. Whitson Scholarship Fund	-	1,476.00	-	-	1,476.00
Virginia H Wilbert Business Scholarship Fund	-	1,286.00	-	-	1,286.00
Christopher Wilkes Memorial Scholarship Fund	1,786.93	-	621.00	-	1,165.93
Betty & Norman Wilson Scholarship Athletic	3,012.09	3,351.00	3,012.00	-	3,351.09
J. Robert Wilson Law Scholarship	6,241.00	6,241.00	6,594.00	-	5,888.00
J. Robert & Barbara K Wilson Scholarship	2,630.00	2,643.00	-	-	5,273.00
Kevin Eaton Wilson Memorial Scholarship Fund	-	1,619.22	-	-	1,619.22
Elmer & Alice Windscheffel Basketball Scholarship	-	5,478.00	-	-	5,478.00
F. Wingerson (Science or Pre Med.)	658.47	296.00	-	-	954.47
Helen M. Wise Memorial Scholarship Fund	1,946.00	2,896.00	2,995.00	-	1,847.00
Helen H. Wise Memorial Scholarship Fund Theatre	973.00	973.00	1,024.00	-	922.00
Helen H. Wise Memorial Scholarship Fund For the Arts	973.00	922.00	-	-	1,895.00
Lillian Cecil Wiser Scholarship	11,183.57	9,500.00	7,375.00	-	13,308.57
Wiseman Student Foundation	-	187,000.53	-	-	187,000.53
Jeanne Bowman Wohlberg Drama Scholarship	675.60	675.00	709.00	-	641.60
Grace Wolf Memorial Scholarship Fund	-	20,360.12	-	-	20,360.12
Lloyd R. "Ray" and Edna Wolfe Endowment	7,837.59	3,553.00	-	-	11,390.59
Women's Basketball 25th Season Scholarship	367.10	367.00	386.00	-	348.10
Dr & Mrs Robert Woods Nursing Scholarship	3,481.00	2,731.00	2,909.00	-	3,303.00
Willrene E. Woods Scholarship Fund	-	634.37	-	-	634.37
Alden B Woody Scholarship Fund	624.00	590.00	-	-	1,214.00
Helen Woolverton Memorial Scholarship	646.00	615.00	-	-	1,261.00
Woodbury/Ramskill Scholarship Fund	9,740.21	4,213.00	500.00	-	13,453.21
Chuck & Alice Clare Wright Athletic Scholarship	754.00	764.00	754.00	-	764.00
Donald C. Wright Business Scholarship Fund	970.00	1,014.00	970.00	-	1,014.00
Susan L. Wright Endowed Scholarship Fund	-	928.00	102.00	-	826.00
Thomas E & Carol Wright Scholarship	2,242.55	1,070.00	1,000.00	-	2,312.55
WU HALO Scholarship Fund	1,713.00	549.00	-	-	2,262.00
Ji Young Yang Memorial Endowed Scholarship Fund	-	742.00	-	-	742.00
Glen Givens Yankee	-	4,129.89	-	-	4,129.89
Yazzie Native American Scholarship	434.36	434.00	459.00	-	409.36
Yelen Psychology Scholarship Fund	-	1,228.00	-	-	1,228.00
Elizabeth Yntema Scholarship Fund	-	2,169.20	-	-	2,169.20
Conway E. & Grace B. Yockey Memorial Scholarship	-	1,258.35	-	-	1,258.35
Rosemary Yoho Scholarship Fund	364.00	364.00	386.00	-	342.00
Amelia Belle Young (Arts & Sciences)	2,403.86	1,973.00	-	-	4,376.86
Alice Adam Young Nursing Scholarship	853.15	982.35	171.50	-	1,664.00
Dr. James M. Young Schol. - School of Applied Studies	991.01	1,819.00	1,486.00	-	1,324.01
James M. & Mildred Trimble Young Memorial Scholarship	1,765.00	1,158.00	1,150.00	-	1,773.00
R.L. Young Scholarship Fund	-	68,622.22	-	-	68,622.22
Ralph M. & Jeanette E. Young English Scholarship Fund	-	2,202.00	-	-	2,202.00

<u>Agency Accounts and Restricted Funds</u>	<u>June 30, 2008</u>	<u>Increases</u>	<u>Decreases</u>	<u>LIABILITIES</u>	<u>NET ASSETS</u>
<u>University Endowed Scholarships, continued</u>					
Dr. William & Patricia Zimmerman Scholarship	\$ 540.00	\$ 514.00	\$ -	\$ -	\$ 1,054.00
Mary Ava Zimmerman Scholarship Fund	-	3,899.14	-	-	3,899.14
Zonta Club of Topeka Scholarships	66.66	150.00	300.00	-	(83.34)
Subtotal - University Endowed Scholarship	1,442,487.79	4,194,074.17	1,153,722.64	-	4,486,633.19
<u>Capital Campaign Scholarships</u>					
School of Applied Studies Scholarship Fund	2,178.51	2,170.00	3,494.00	-	854.51
Subtotal - Capital Campaign Scholarship	2,178.51	2,170.00	3,494.00	-	854.51
<u>Trust Scholarships & General Support</u>					
Elizabeth B. Culver Trust	-	95,200.80	-	-	95,200.80
Zola Desmond Trust	-	85,059.16	-	-	85,059.16
Ethel S. & William L. Dyatt Scholarship Fund	6,561.33	2,260.31	-	-	8,821.64
Finnup Foundation Scholarship Fund	199,740.71	101,875.00	68,125.00	-	233,490.71
Leslie & Wilma Foster Trust	-	18,090.65	-	-	18,090.65
Fred & Julia Kuehne Trust - Bank of America	16,014.28	64,900.21	76,346.82	-	4,567.67
Mt. Hope Cemetery Trust	-	2,258.12	-	-	2,258.12
William & Thelma Nickelson Trust	5,531.38	8,303.31	2,761.62	-	11,073.07
Dr. Manuel E. Pusitz (Nursing)	3,500.72	8,415.64	2,991.00	-	8,925.36
Harry L. & Margaret Rhodes	1,602.77	1,071.84	-	-	2,674.61
Dorothy B. Southwick	23,341.88	11,603.15	-	-	34,945.03
Subtotal - Trust Scholarships & General Support	256,293.07	218,778.23	150,224.44	-	505,106.82
<u>Current Gift Scholarships</u>					
Ad Astra Chapter of the ABWA Current Gift Scholarship	-	500.00	250.00	-	250.00
Bruce and Charlotte Adair WWA Scholarship Fund	-	1,500.04	-	-	1,500.04
Adopt-A-Bod Scholarship Fund	-	7,188.80	-	-	7,188.80
Alpha Lambda Delta Scholarship Fund	-	224.98	-	-	224.98
Alumni Association Scholarship Fund	-	9,104.14	-	-	9,104.14
Alumni Fellows Current Gift Scholarship	-	500.00	-	-	500.00
Harry & Maxine Anderson Current Gift	650.00	650.00	1,200.00	-	100.00
ABWA Mid Day Chap Current Gift Scholarship	-	-	-	-	-
Aviva Charitable Foundation WWA Scholarship Fund	-	1,000.00	-	-	1,000.00
Bank of America Current Gift WWA Scholarship	-	2,500.00	-	-	2,500.00
Robert L. & Melba I. Banion WWA Current Scholarship	-	500.00	-	-	500.00
Richard W. & Marcia L. Barta Criminal Justice Scholarship	-	1,000.00	-	-	1,000.00
Bartlett and West Pre-Engineering Current Gift	-	8,250.00	-	-	8,250.00
Charles and Jean Beaman Nursing Scholarship Fund	-	1,000.00	-	-	1,000.00
Bill D. Berkley Current Gift Scholarship	-	6,000.00	-	-	6,000.00
Blanche Bryden Current Gift Scholarship	-	20,000.36	10,000.00	-	10,000.36
BNSF Railway Co., Matthew Rose Current Gift Scholarship	-	3,000.00	-	-	3,000.00
Dale Bradley International Programs Current Gift	-	1,181.00	-	-	1,181.00
Cafer Law Office L.L. C. WWA Scholarship Fund	-	1,000.00	-	-	1,000.00
Capital City Bank WWA Scholarship Fund	-	2,000.00	-	-	2,000.00
Capitol Federal Foundation Scholar Athlete Award	-	5,083.00	-	-	5,083.00
Carol Lee (Casebier) Kanode Current Gift Scholarship - Music	-	800.00	800.00	-	-
Carol Lee (Casebier) Kanode Current Gift Scholarship - Nursing	-	244.00	244.00	-	-
Betty McEnroe Casper Topeka Community Concert Assn	-	1,875.00	800.00	-	1,075.00
Dr. Joe T. Casper Jr. Memorial Scholarship Fund	-	2,095.00	-	-	2,095.00
Center for Manual Medicine Scholarship	-	2,000.00	-	-	2,000.00
Bart and Tammy Chavez Current Gift Scholarship in Criminal Justice	-	500.00	250.00	-	250.00
Civic Symphony Society of Topeka	-	14,747.25	13,912.00	-	835.25
Dr. Eugene Connelly Social Work Scholarship Fund	-	2,600.00	2,100.00	-	500.00
CoreFirst Bank & Trust WWA Scholarship Fund	-	1,000.00	-	-	1,000.00
Nancy & Wayne Cottril WWA Scholarship Fund	-	2,000.00	-	-	2,000.00
Criminal Justice Scholarship	-	50.00	-	-	50.00
Dr. Sam and Cheryl Crow Scholarship Fund	-	1,000.00	-	-	1,000.00
Current Gift - Baseball	-	6,439.65	5,486.00	-	953.65
Current Gift - English Department	374.90	129.00	258.00	-	245.90
Current Gift - Football	10,232.43	10,256.60	17,067.60	-	3,421.43
Current Gift - Golf	15,680.69	15,560.00	22,515.00	-	8,725.69
Current Gift - Men's Basketball	-	19,080.00	15,920.00	-	3,160.00
Current Gift - Soccer	-	5,170.00	3,615.00	-	1,555.00
Current Gift - Softball	-	2,890.00	2,190.00	-	700.00
Current Gift - Tennis	580.01	580.00	1,100.00	-	60.01
Current Gift - Volleyball	-	2,905.00	2,280.00	-	625.00
Current Gift - Women's Basketball	-	5,558.56	3,763.00	-	1,795.56
Current Gift - Law School	(168,355.15)	-	-	-	(168,355.15)
Current Gift - Leadership	-	0.19	-	-	0.19
Current Gift - Music Civic Club Topeka	-	5,100.00	2,100.00	-	3,000.00
Current Gift - Music Payless Jazz Combo	-	16,650.00	3,850.00	-	12,800.00

Agency Accounts and Restricted Funds	June 30, 2008	Increases	Decreases	LIABILITIES	NET ASSETS
<u>Current Gift Scholarships, continued</u>					
Current Gift - Music Study Club Topeka	\$ -	\$ 900.00	\$ 500.00	\$ -	\$ 400.00
Current Gift - Music Woodwind Quintet	1,533.11	2,000.00	1,000.00	-	2,533.11
Current Gift - Nursing Scholarship	887.12	4,510.91	887.00	-	4,511.03
Current Gift Scholarships	-	1,883.00	-	-	1,883.00
Jeannette Dandridge Communications Scholarship	-	8,065.00	500.00	-	7,565.00
Delta Gamma Education Foundation Scholarship	-	6,500.00	3,500.00	-	3,000.00
Delta Kappa Gamma Coordinating Council Scholarship	-	2,000.00	-	-	2,000.00
Keith Drill & Anthony Romano Award	-	1,000.00	1,000.00	-	-
Education Scholarship Fund	-	2,000.00	-	-	2,000.00
Darla Emery Scholarship in Nursing	-	1,000.00	-	-	1,000.00
Essociates Group Inc Scholarship Fund	-	750.00	-	-	750.00
Eta Kappa Chapter, Sigma Theta Tau Scholarship	-	600.00	-	-	600.00
Foulston Siefken LLP Diversity Law Scholarship	-	2,500.00	-	-	2,500.00
Foulston Siefkin LLP Upper Class Law Scholarship	-	2,500.00	-	-	2,500.00
Fraternal Order of Police Tony Patterson Memorial	-	750.00	-	-	750.00
Friends of Washburn Music Int'l Student Scholarship	-	50.00	-	-	50.00
Gilbert E. Galle History Scholarship Fund	-	4,000.00	-	-	4,000.00
Gilbert E. Galle Political Science Scholarship Fund	-	4,000.00	-	-	4,000.00
Olive W. Garvey Scholarship	296.35	204.35	296.35	-	204.35
General Leadership Scholarship	18,036.21	2,887.00	1,850.00	-	19,073.21
Helen & Hubert Gish Entrepreneurship Current Gift Scholarship	-	1,200.00	500.00	-	700.00
Zelpha Miller Glatt Family WWA Scholarship CG Fund	-	1,000.00	-	-	1,000.00
Zelpha Miller Glatt Family Scholarship CG Fund	-	1,000.00	-	-	1,000.00
Goodyear Tire & Rubber Company Scholarships Fund	-	600.00	-	-	600.00
Mary Gordy & James Van Sickle WWA Scholarship Fund	-	10,000.00	-	-	10,000.00
Halley-Van Petten Current Gift Scholarship Fund	-	1,000.00	-	-	1,000.00
Harrah Prairie Band Casino Gift	-	3,125.00	3,125.00	-	-
Jack Hart Scholarship Fund	-	1,725.00	-	-	1,725.00
Elizabeth L. Heaton Current Gift Leadership	-	4,000.00	-	-	4,000.00
Quinby J and R Ann Henderson Scholarship - Current Gift	-	1,500.00	-	-	1,500.00
Hill's Pet Nutrition Business Scholarship	-	5,000.00	-	-	5,000.00
Hutchins & Haake, LLC/CPA Accounting Scholarship	-	1,000.00	-	-	1,000.00
Ichabod Scholarships	117,508.28	47,752.01	137,140.29	-	28,120.00
Ichabod Club Scholarships	66,724.59	231,285.65	289,723.86	-	8,286.38
Institute of Management Accountants Scholarship	-	1,000.00	-	-	1,000.00
David J Nursing Current Gift Scholarship Fund	-	1,000.00	-	-	1,000.00
Janice and Dale Jensen Scholarship Fund	-	1,200.00	-	-	1,200.00
Jephson Education Trust Current Gift Scholarship	2,000.00	-	-	-	2,000.00
Jephson Education Trust Leadership Scholarship	-	12,250.00	-	-	12,250.00
Kansas Association of Realtors WWA Scholarship Fund	-	1,000.00	-	-	1,000.00
Granvil L. and Eula V. Kerley Scholarship	4,959.37	4,000.00	5,247.60	-	3,711.77
Martha S Kessler Current Gift Scholarship Fund	-	1,000.00	-	-	1,000.00
Jane Kindle Scholarship Memorial Fund	-	1,500.00	-	-	1,500.00
Fred & Mary Koch - Leadership	-	2,700.00	-	-	2,700.00
KOKARI Foundation WWA Scholarship Fund	-	1,000.00	-	-	1,000.00
Connie & Mike Laughon WWA Scholarship Fund	-	1,000.00	-	-	1,000.00
James & Edna Faye Lauer Art Scholarship Current Gift	-	223.00	-	-	223.00
Law Class of 1969 Scholarship	-	10,000.00	-	-	10,000.00
Law School Designated for Scholarship - LSF	-	12,512.00	12,512.00	-	-
Law School General Scholarship	-	39,810.50	500.00	-	39,310.50
Leadership - SBG Scholarship	-	-	-	-	-
Leadership Unrestricted Scholarship	5,000.00	-	-	-	5,000.00
Dr. David Lee Social Work Scholarship Fund	-	1,000.00	-	-	1,000.00
Bart Allen Lewis Memorial Current Gift Scholarship Fund	-	2,000.00	-	-	2,000.00
Helen Martin Memorial WWA Scholarship	-	1,000.00	-	-	1,000.00
Kahrs Nelson Scholarship	-	11,000.00	-	-	11,000.00
Kansas Society of CPA's Current Gift	-	2,000.00	-	-	2,000.00
Kansas Women Attorney's Association Jennie Mitchell Kellogg Current Gift Scholarship	-	3,000.00	-	-	3,000.00
McPhail Family Athletic Current Scholarship Fund	-	3,000.00	1,760.00	-	1,240.00
Professor Nancy G. Maxwell Current Gift Law	-	3.00	-	-	3.00
Keith and JuliAnn Mazachek Accounting Scholarship	-	1,000.02	-	-	1,000.02
Keith and JuliAnn Mazachek Soccer Scholarship Fund	-	3,000.02	1,000.00	-	2,000.02
Jack Miller International Study Scholarship Fund	-	500.00	-	-	500.00
LaVerne L Miller Scholarship Fund	-	10,000.00	-	-	10,000.00
Lewis T. & Mary B. Mills Current Education Scholarship	-	2,000.00	2,000.00	-	-
Bret and Jan Misak Actuarial Fund	-	1,634.00	1,069.85	-	564.15
Irene Moeller WWA Scholarship Fund	-	1,000.00	-	-	1,000.00
National Association of Professional Mortgage Women Current Gift	-	250.00	-	-	250.00
NE KS Chapter of CPA's Current Gift - Accounting	-	762.50	-	-	762.50
Genevieve Ott Memorial WWA Scholarship Fund	-	1,000.00	-	-	1,000.00
Blanche C. Parks Scholarship Fund	-	3,350.00	2,000.00	-	1,350.00
Payless ShoeSource Foundation Current Gift Scholarship - Business	-	1,000.00	-	-	1,000.00

<u>Agency Accounts and Restricted Funds</u>	<u>June 30, 2008</u>	<u>Increases</u>	<u>Decreases</u>	<u>LIABILITIES</u>	<u>NET ASSETS</u>
<u>Current Gift Scholarships, continued</u>					
Payless ShoeSource Foundation Current Gift Scholarship - CIS	\$ -	\$ 1,000.00	\$ -	\$ -	\$ 1,000.00
Payless Shoe Source WWA Scholarship Fund	-	2,000.00	-	-	2,000.00
Pepsi Scholarship Fund	-	27,638.50	4,216.00	-	23,422.50
Robert and Barbara Petro Current Gift - Art	-	268.05	-	-	268.05
Dr. Robert Pfuetze Memorial Scholarship in Nursing	-	6,050.00	-	-	6,050.00
Brisley Phillips Nursing CG	-	24,000.00	13,500.00	-	10,500.00
Polsinelli, Shalton, Welte & Suelthaus P.C. Diversity	-	15,350.00	-	-	15,350.00
Prairie Band Pottawatomie Nation Study					
Abroad Current Gift Scholarship	-	3,000.00	-	-	3,000.00
Prairie Band Washburn Women's Alliance Scholarship	-	7,283.86	-	-	7,283.86
Psychology - A & B Scholarship	1,380.00	399.00	1,300.00	-	479.00
Patricia E. Riley & Wesley A. Weathers WWA Scholarship	-	1,000.00	-	-	1,000.00
Cliff Roberson Scholarship in Crimnal Justice Fund	-	1,500.00	-	-	1,500.00
Cindy & Dick Rogers Scholarship Fund	-	1,000.00	-	-	1,000.00
Michael E. Ruhlman Accounting Scholarship	-	300.00	150.00	-	150.00
Mayo M. Schmidt EIR Scholarship Fund	-	2,000.00	-	-	2,000.00
Randall B. Scott Current Gift Scholarship	-	1,000.00	-	-	1,000.00
E. Leslie and Harriette S. Scrinopskie Scholarship - Music	-	9,200.00	-	-	9,200.00
Security Benefit WWA Scholarship Fund	-	1,500.00	-	-	1,500.00
Shawnee County Allied Tribes, Inc.	510.53	500.00	-	-	1,010.53
Shawnee County WWA Women's Delegation Scholarship	-	1,002.00	-	-	1,002.00
Sigma Alpha Iota - Patronesses Music	-	1,375.00	400.00	-	975.00
Ronald J. Snyder Family Current Gift Scholarship	-	43.14	27.45	-	15.69
Stormon-Vail Health Care WWA Scholarship Fund	-	1,000.00	-	-	1,000.00
The Foundation for Hospice Care WWA Scholarship	-	1,000.00	-	-	1,000.00
Theatre Scholarship Fund	-	100.00	-	-	100.00
Theatre Unrestricted Designated for Scholarship	-	17,650.00	-	-	17,650.00
Topeka Area Continuity of Care Nursing Scholarship	-	1,000.00	500.00	-	500.00
Topeka Area Retired School Personnel Current Gift	-	3,464.82	-	-	3,464.82
Topeka Bar Association Young Lawyers Award Fund	-	650.00	-	-	650.00
Topeka Festival Singers Current Gift	-	1,000.00	-	-	1,000.00
Glen Tuhscherer Scholarship Fund	2,400.00	-	-	-	2,400.00
Washburn Alumni Association Scholarship	6,240.12	15,550.00	14,711.00	-	7,079.12
Washburn Women's Alliance	(500.00)	70,865.00	44,500.00	-	25,865.00
Bruce Whaley Scholarship Creative Write	-	2,020.00	1,000.00	-	1,020.00
Linda Wahl-Stoltenberg Current Gift Scholarship	-	1,410.00	1,257.00	-	153.00
Washburn Law Clinic Public Interest Scholarship Fund	-	4,968.66	-	-	4,968.66
Washburn Law - University of Kansas Scholarship	-	3,368.58	-	-	3,368.58
Washburn Law - Pittsburg State University Scholarship	-	4,500.00	-	-	4,500.00
Washburn Law - Wichita State University Scholarship	-	800.00	-	-	800.00
Washburn Law - Kansas State University Scholarship	-	4,000.00	-	-	4,000.00
Washburn Law - Fort Hays State Scholarship	-	1,000.00	-	-	1,000.00
Washburn Law - Emporia State University Scholarship	-	500.00	-	-	500.00
Washburn University General Scholarship Fund	-	7,297.50	-	-	7,297.50
Washburn Univ. School of Law Children & Family Law	-	1,000.00	-	-	1,000.00
Washburn Women's Alliance Cycle of Success Schol.	-	260.00	-	-	260.00
Washburn Women's Alliance Current Gift Scholarship	-	2,806.00	-	-	2,806.00
Washburn Women's Alliance We Believe Scholarship	-	950.00	-	-	950.00
Dr. Lu Wolff Mass Media Scholarship	-	3,000.00	-	-	3,000.00
Women's Athletic Scholarship Fund	-	145.00	-	-	145.00
Woodmen of the World Law Scholarship Fund	-	6,000.00	-	-	6,000.00
Anna B. Wright, R.N. Current Gift Scholarship Fund	-	1,000.00	-	-	1,000.00
WU Student Services Scholarship Fund	-	5,000.00	-	-	5,000.00
WWA Board Leadership Scholarship Fund	-	1,032.00	-	-	1,032.00
WWA Judicial Scholarship Fund	-	1,000.00	-	-	1,000.00
Subtotal - Current Gift Scholarships	87,925.49	900,691.08	655,867.00	-	388,907.20
<u>Other Endowed</u>					
Harry O. Abbott	-	179.00	-	-	179.00
Vinnie Ackers	-	181.00	-	-	181.00
Marie Adair Fund	-	868.00	-	-	868.00
Adams Business Forms	-	1,144.00	-	-	1,144.00
John R. Adams Art Center Fund	7,978.67	12,354.98	13,733.35	-	6,600.30
John R. Adams Mulvane Art Center Fund	2,368.17	1,500.00	-	-	3,868.17
Mary B. Ady	-	9.00	-	-	9.00
Geraldine K. & James R. Ahrens					
Research Fund in Constitutional Law	3,179.00	1,582.00	-	-	4,761.00
Ahrens Chair - Law School	-	178,930.00	178,930.00	-	-
AHS Book Fund Library Purchases	366.43	324.00	142.50	-	547.93
George I. Alden Citizenship Fund	-	19,493.00	-	-	19,493.00
Stan Alexander Telescope Fund	10,173.90	1,584.86	345.72	-	11,413.04
Amelco Electric Co. Warranty Release	8,651.57	386.00	-	-	9,037.57
American Citizenship	-	6,102.00	-	-	6,102.00
Dale Anderson KTWU	804.00	713.00	-	-	1,517.00
Albert E. Angier-Chemical	-	0.23	-	-	0.23

Agency Accounts and Restricted Funds	June 30, 2008	Increases	Decreases	LIABILITIES	NET ASSETS
<u>Other Endowed, continued</u>					
Atchison Family KTWU Fund	\$ 123,680.94	\$ 66,523.00	\$ 25,534.00	\$ -	\$ 164,669.94
Atchison Family Mulvane Museum Fund	13,622.72	33,416.97	18,408.96	-	28,630.73
J. Richard Ayers Endowment	-	21,550.00	10,775.00	-	10,775.00
Henrietta Price Balka	-	1.00	-	-	1.00
Frances E. Beck Alumni Center Endowment Fund	5,812.72	865.00	-	-	6,677.72
Brenneman Professorship in Business	34,212.12	44,520.15	38,252.38	-	40,479.89
Ophelia E. Bethel	-	754.00	-	-	754.00
Elizabeth Hopkins Bevin	-	1,560.00	-	-	1,560.00
Biddle Endowment Fund	-	877.00	-	-	877.00
Helen Baild Bierer	-	656.00	-	-	656.00
J.B. Billard	-	68.00	-	-	68.00
Charles Boswell	-	58,688.00	-	-	58,688.00
Charles Miner Boswell	-	18.00	-	-	18.00
Amelia Brockway-Religion	-	71.00	-	-	71.00
Fannie L. Brown Cultural Diversity Program Endowed	10,483.17	3,000.00	4,172.00	-	9,311.17
John Brown	-	215.00	-	-	215.00
Kathleen R. & Arthur H. Brown					
Anthropology Faculty Development Fund	619.82	1,049.00	745.48	-	923.34
Hazel L. Brunner	-	578.00	-	-	578.00
E. Allan Burkhardt	-	4.00	-	-	4.00
Charles O. Butner	-	1.00	-	-	1.00
Arthur Caper	-	59.00	-	-	59.00
Oscar C. Carlson Endowment Fund	-	2,696.00	-	-	2,696.00
Donald B. & Twila Catron Sr., Professorship of Art Fund	-	11,027.00	-	-	11,027.00
Avis Chitwood - Mulvane Museum	8,984.33	3,096.53	2,741.06	-	9,339.80
Ned Clark Business Faculty Development	6,167.00	16,207.00	-	-	22,374.00
The Class of 1913 Fund (Library Books)	-	2,788.00	-	-	2,788.00
The Class of 1919 Fund (Library Books)	5,296.89	1,587.00	-	-	6,883.89
Class of 1923	-	139.00	-	-	139.00
Class of 79	-	1,324.81	1,324.81	-	-
Class of 2007 Law Gift	-	0.50	-	-	0.50
Florence Isabel Coffman	-	464.00	-	-	464.00
Shel & Virginia Cohen Science	1,480.00	208.00	-	-	1,688.00
Bertha Ensign Cooper	-	335.00	-	-	335.00
Steven G. Cooper Business & Transactional Law	2,909.00	1,974.00	-	-	4,883.00
Katrina E. Cross Memorial Fund	-	10,463.00	-	-	10,463.00
Mary E. Currier	-	63.00	-	-	63.00
Ernest W. Cummings Fund	-	11,062.00	-	-	11,062.00
William L. Dibble Prof. in Financial Mgmt & Reporting	59,035.81	36,444.22	-	-	95,480.03
Dicus School of Business Teaching Award	5,136.78	-	75.00	-	5,061.78
Sen Robert J Dole Law Professorship	-	532.00	-	-	532.00
Marian M. Downey	-	169.00	-	-	169.00
David Downs Unrestricted Quasi-Endowment	-	441.00	-	-	441.00
John M. Duggan Campus Beautification	1,005.83	319.00	-	-	1,324.83
Duke & Helen Dupre Business & Transactional Law	1,451.00	1,988.00	-	-	3,439.00
J. Rex Duwe	-	179.00	-	-	179.00
Florence Eaton Endowed	-	3,296.69	3,296.69	-	-
Wanda Ellis Memorial Gifts	-	3.00	-	-	3.00
Lahnoe H. Euler Law Book Fund	12,944.50	1,335.00	-	-	14,279.50
Dr. Jerry and Susan Farley Professorship in Leadership	-	23,556.33	-	-	23,556.33
Newell & Virginia Feeley	816.00	1,183.00	1,224.00	-	775.00
W. D. Ferguson	-	150.00	-	-	150.00
First National Bank of Topeka	-	68.00	-	-	68.00
Helen T. Fisher Book Fund	343.17	249.00	-	-	592.17
Ned N. Fleming	15,080.95	-	432.00	-	14,648.95
C Benjamin Franklin Lecture Series	1,623.00	776.00	-	-	2,399.00
Louis E. Fraser	-	5,238.00	-	-	5,238.00
Eva Fulcher Endowment for Science Fiction Literature	1,060.13	259.00	94.50	-	1,224.63
Kent & Susan Garlinghouse	-	5.00	-	-	5.00
Gault Fund	-	1,431.00	-	-	1,431.00
Gault-Hussey Fund for the Medically Underserved	-	1,754.00	-	-	1,754.00
Blanche Gibbs	-	173.00	-	-	173.00
F. Dean Gilbert Estate Fund	-	424.00	-	-	424.00
James Willis Gleed (Lecture) Fund (History)	3,318.12	2,778.61	4,853.22	-	1,243.51
James Willis Gleed (Lecture) Fund (Political Science)	3,367.67	1,170.00	-	-	4,537.67
Goodell Law Moot Court Award	-	1,260.00	250.00	-	1,010.00
Andrew J. & Georgia Neese Gray Fund					
Women's Education & Acting	23,445.33	2,649.00	7,974.00	-	18,120.33
Georgia Neese Gray Distinguished Women Lecture Series	3,381.10	1,207.00	676.15	-	3,911.95
Grimsley Memorial Endowment	-	2,143.00	-	-	2,143.00
Audrie Guild	-	888.00	-	-	888.00
Hattie Halbert	-	45.00	-	-	45.00
Kenneth Lee Hamm Memorial (Library Books)	802.04	670.00	-	-	1,472.04
Thomas S. Harding Library Fund	1,077.91	817.00	-	-	1,894.91
Philip Harley Advocacy Law Fund	3,088.00	2,355.00	-	-	5,443.00

Agency Accounts and Restricted Funds	June 30, 2008	Increases	Decreases	LIABILITIES	NET ASSETS
<u>Other Endowed, continued</u>					
Harman Memorial Lincoln Lecture Fund	\$ 3,886.38	\$ 2,098.99	\$ 2,840.98	\$ -	\$ 3,144.39
Herbert M. Harris	-	654.00	-	-	654.00
T.W. Harrison Fund	-	1,950.00	-	-	1,950.00
Floyd Hedberg Endowment for Music Department	3,069.83	2,829.43	2,146.07	-	3,753.19
Herrick Endowed Faculty Outstanding					
Service Award	1,909.97	-	406.00	-	1,503.97
Elliot H. White Concert Hall Replacement & Refurb.	24,984.00	6,776.00	-	-	31,760.00
Richard C. Hite Endowment	-	10,667.07	10,667.07	-	-
Edward and Julie Glotzbach Endowed Fund - Leadership	39,158.89	858.00	-	-	40,016.89
Hills Pet Prod. Marketing Faculty Development Fund	3,111.39	2,173.00	2,050.00	-	3,234.39
Duffie & Pauline Hindman Law School Improvement	46,289.31	162,948.00	121,105.56	-	88,131.75
W & P Hinkle Business Transact Law	-	149.00	-	-	149.00
Don & Margie Hogue Sunflower Music	-	1,059.00	-	-	1,059.00
Jane C. Holt Business & Transactional Law Program	399.00	609.00	-	-	1,008.00
John and Marggy Howe Endowed Fund	-	8,764.45	8,764.45	-	-
Mary Lillian Hudelson	-	5.00	-	-	5.00
Hussey Endowed Nursing Chair	56,776.26	29,094.00	-	-	85,870.26
Glenn B. Hussey School of Nursing					
Faculty Development Fund	1,941.19	1,675.00	1,876.00	-	1,740.19
Marvin Heath Faculty Development - Political Science	1,991.54	844.00	715.75	-	2,119.79
IBM Endowed Library Book Fund	1,918.81	478.00	-	-	2,396.81
Instructor's Annuity	-	400.00	-	-	400.00
International House Program Fund	1,788.59	264.00	72.49	-	1,980.10
Laura Ice Business & Transactional Law	1,188.00	705.00	-	-	1,893.00
Walt James SOBU Faculty Development	12,410.90	5,860.03	9,050.73	-	9,220.20
C. W. Jewell	-	877.00	-	-	877.00
Lillian Stone Johnson Library Fund	266.59	144.00	-	-	410.59
Lynn R. Johnson Endowed Fund	-	9,715.31	9,715.31	-	-
Adelaide N. Johnston Development Fund	3,433.00	3,433.00	3,628.00	-	3,238.00
Howard & Bessie Jones Law Library Endowment Fund	6,960.38	571.00	-	-	7,531.38
Doris Firestone Joss Garden Maintenance Fd (BTAC)	27,806.83	7,453.17	4,891.34	-	30,368.66
Karlyle Woods Enhancement Fund	4,114.83	953.00	-	-	5,067.83
Kaw Valley Bank Faculty Research Fund	-	1,157.00	715.00	-	442.00
Mary Bell Kerans	-	686.00	-	-	686.00
Ernest C. Kieswetter	-	5.00	-	-	5.00
C W King Endowed Chair (SOBU)	27,610.90	35,981.54	38,543.39	-	25,049.05
Thomas L. King Lecture Series	2,627.72	1,000.00	1,187.00	-	2,440.72
Robert H. Kingman End. Book - Biology	1,369.99	1,373.53	372.50	-	2,371.02
Ralph & Alice Kingsley	-	483.00	-	-	483.00
Martha Kittell Memorial Award for Elementary Teachers	10,941.37	1,286.00	-	-	12,227.37
Kleinheksel Prize for Excellence in Appellate Advocacy	-	350.00	350.00	-	-
Herbert & Jo Ann Klemmer English Department Fund	6,040.20	5,402.30	47.30	-	11,395.20
George A. & Mabel Kline Memorial Law Sabbatical	46,019.88	5,410.00	-	-	51,429.88
William I. Koch Art Acquisition Fund	4,598.73	4,369.00	3,250.00	-	5,717.73
KTWU Digital Conversion	-	5,541.50	5,541.50	-	-
KTWU Educational Television Fund	17,354.00	4,663.00	-	-	22,017.00
KTWU Quest	7,345.96	16,624.59	15,090.66	-	8,879.89
KTWU-TV Endowment Fund	82,026.38	60,448.10	96,536.98	-	45,937.50
John F. Kuether Law Journal Award	-	250.00	250.00	-	-
Marie H. Larson Fund	-	35.00	-	-	35.00
Law School Alumni Unrestricted Fund	145,670.62	42,216.00	168,639.00	-	19,247.62
Franklin Leach Trust	-	2,093.00	-	-	2,093.00
C Michael Lennen Fund	-	7.00	-	-	7.00
Philip H. Lewis (J. Porter)	-	1.00	-	-	1.00
Robert M. & Hazel L. Lingo Lecture Series - Education	19,868.82	5,118.00	-	-	24,986.82
Harry R. & Leila James Logan Law Lecture	16,121.32	1,570.00	-	-	17,691.32
Lewis Boyd Tingley Fund for the Library	16,281.25	10,035.15	13,503.24	-	12,813.16
Anna M. Lobmeyer	-	7.00	-	-	7.00
Miriam B Loo College of Arts & Sciences	2,320.74	543.00	-	-	2,863.74
Ina K. Lord	-	803.00	-	-	803.00
Rosemary McCormick Fund	-	4,174.00	-	-	4,174.00
McVicar Fund	-	606.00	-	-	606.00
Mabee Library Book Purchases	5,745.03	4,660.00	-	-	10,405.03
Maintenance of Sculptures on Campus Fund	7,527.50	3,231.33	3,868.66	-	6,890.17
H. V. Markham Estate	-	14.00	-	-	14.00
T. B. Mayo	-	175.00	-	-	175.00
Muriel McCormick Unrestricted Fund	-	36.00	-	-	36.00
Alice Meade	-	17.00	-	-	17.00
Robert Meinershagen Undergraduate Biology Research	19,143.77	1,912.00	-	-	21,055.77
James C. Miller	-	1.00	-	-	1.00
Brian J Moline Memorial Fund	-	37.00	-	-	37.00
Mr. & Mrs. Charles Montgomery Memorial	-	6,083.00	-	-	6,083.00
George Godfrey Moore	-	179.00	-	-	179.00
George Godfrey Moore Bowl	-	4,021.00	-	-	4,021.00
Nellie M. Moore Memorial	-	60.00	-	-	60.00
Esta M. Morgan KTWU Unrestricted Fund	-	753.00	-	-	753.00
Margaret Mulvane Morgan Program Art Fund	52,324.55	26,764.14	27,294.52	-	51,794.17

Agency Accounts and Restricted Funds	June 30, 2008	Increases	Decreases	LIABILITIES	NET ASSETS
<u>Other Endowed, continued</u>					
Mr. & Mrs. Harrison S. Morgan	\$ -	\$ 39,086.00	\$ -	\$ -	\$ 39,086.00
Joseph Wilson Morris Endowed Fund	-	13,250.16	13,250.16	-	-
Mount Hope Cemetery	-	0.10	-	-	0.10
Mulvane Art Lab Quasi-Endowed Fd	-	76.00	-	-	76.00
D. W. Mulvane #1, #2, & #3	34,969.97	14,764.70	12,553.47	-	37,181.20
Joab Mulvane Endowed Fund	46,998.47	13,176.83	265.83	-	59,909.47
John R. Mulvane	-	4,384.00	-	-	4,384.00
Mulvane Art Center Endowed Fund	1,825.69	371.00	-	-	2,196.69
Mulvane Art Museum Women's Board	-	141.00	-	-	141.00
A. Roy Myers Endowed Fund for Faculty Recognition	7,526.25	534.00	-	-	8,060.25
Robert & Anne Myers Endowment	-	177.00	-	-	177.00
Charles E. Neill	-	4.00	-	-	4.00
Offen Endowed Unrestricted Fund	-	8,223.27	8,223.27	-	-
George & Mary Ann Norris	-	31.00	-	-	31.00
Lucille S. Perkins Fund - Books	613.99	146.00	-	-	759.99
Kelsey H. & Edna B. Petro Endowment Fund Special Educational & General Projects	23,058.90	30,567.77	16,653.77	-	36,972.90
Kelsey H. & Edna B. Petro Endowment Fund Sp. Educ. & Gen. Proj. - #2 Governmental Relations	(2,287.34)	48,000.00	47,815.57	-	(2,102.91)
Kelsey H. & Edna B. Petro Endowment Fund Sp. Educ. & Gen. Proj. - #3 VP Academic Affairs	24,265.06	5,000.00	2,391.73	-	26,873.33
Kelsey H. & Edna B. Petro Endowment Fund Sp. Educ. & Gen. Proj. - #4 VP Student Life	413.02	5,000.00	1,910.85	-	3,502.17
Kelsey H. & Edna B. Petro Endowment Fund Sp. Educ. & Gen. Proj. - #5 VP Administration/Treasurer	9,465.43	9,551.03	5,757.11	-	13,259.35
Kelsey H. & Edna B. Petro Endowment Fund Sp. Educ. & Gen. Proj. - #6 Enrollment Management	2,111.98	1,592.60	467.95	-	3,236.63
Kelsey H. & Edna B. Petro Endowment Fund Sp. Educ. & Gen. Proj. - #7 Director, Alumni Association	0.23	2,000.00	1,792.18	-	208.05
Kelsey H. & Edna B. Petro Endowment Fund Sp. Educ. & Gen. Proj. - #8 Director of Athletics	(25.51)	1,000.00	1,204.13	-	(229.64)
Charles A. & Margaret W. Pollak Art Purchase Fund	-	1,500.00	-	-	1,500.00
Charles A. & Margaret W. Pollak Art Maintenance	690.73	388.00	225.30	-	853.43
Polsinelli, Shalton, Welte & Suelthaus, P.C. Fund	-	1,227.00	-	-	1,227.00
Eleanor L. Porter Est. (Library Books)	53,786.72	20,948.10	9,772.67	-	64,962.15
Pozez Chair, Business & Transactional Law	-	1,597.00	-	-	1,597.00
Caroline D. Price	-	1,052.00	-	-	1,052.00
Project Unity Endowed Fund	-	5,480.00	1,750.85	-	3,729.15
Frank A. Quail	-	2,426.00	-	-	2,426.00
Mildred Quail	-	87.00	-	-	87.00
Ramskill Fund Maintenance Woods Field Station	30,842.42	2,543.00	653.06	-	32,732.36
G. E. Ramskill Endowment Fund Bus., Industry & Govt.	15,648.13	1,283.00	-	-	16,931.13
Real Estate - Oklahoma - Fraser Estate	-	-	0.49	-	(0.49)
Olive L. Rees-Leonard Biology Program Support Fund	19,779.82	2,255.00	375.00	-	21,659.82
Newlin Reynolds Endowed Scholarship	-	198.00	198.00	-	-
Harvey D. Rice Endowment Fund	-	219.00	-	-	219.00
Righter Distinguished Professor of Law	36.67	126,672.26	128,431.23	-	(1,722.30)
Hugh & Ethel J. Roberts Unrestricted	-	789.00	-	-	789.00
Max Rowinsky Trial Advocacy Award	-	1,050.00	1,050.00	-	-
William R. & Jane T. Roy Fund in the Dept of Political	1,093.00	1,250.00	500.00	-	1,843.00
Kurt M Sager Memorial Professorship	-	13,419.75	-	-	13,419.75
School of Business Endowment Fund	21,052.02	2,187.00	-	-	23,239.02
Eugene Scott	-	132.00	-	-	132.00
Howard S. Searle Memorial Fund	-	82.00	-	-	82.00
Dean Arthur G. Sellen Fund (Library Books)	221.90	432.10	232.20	-	421.80
Senior Class Prior to Municipalization	-	921.00	-	-	921.00
Alice D. Shank Fund (Library Books)	420.94	357.20	46.40	-	731.74
Irving & Beth S. Sheffel Art & Theatre Creative Activities Fund	3,742.66	1,959.00	1,301.68	-	4,399.98
Irving & Beth Sheffel Theatre Activities Fund	11,965.96	500.00	2,541.00	-	9,924.96
Abner Shinn	-	478.00	-	-	478.00
Hattie Shinn	-	88.00	-	-	88.00
C. Shipman	-	53.00	-	-	53.00
Sibberson Award for Seniors	29,113.00	3,785.00	-	-	32,898.00
Simpson Family Endowment Fund	-	2,510.00	2,510.00	-	-
Snyder Professorship in Business	-	11,060.45	-	-	11,060.45
Rachel Snyder Endowed Fund	-	1,909.00	-	-	1,909.00
William P. Snyder	-	15,658.00	-	-	15,658.00
State-Wide Fund	1,183.00	1,114.00	-	-	2,297.00
Oscar S. Stauffer Executive in Residence Lectures	50,600.87	-	6,068.26	-	44,532.61
Charles H. & Carolyn E. Stewart / Bradbury Thompson	-	524.00	-	-	524.00
Grace K. Stewart Fund for Continuing Education	-	3,882.00	-	-	3,882.00
C. J. & Adelaide E. Stitch Endowment Fund	-	8,767.00	-	-	8,767.00
Stockton Academy	-	14.00	-	-	14.00

Agency Accounts and Restricted Funds	June 30, 2008	Increases	Decreases	LIABILITIES	NET ASSETS
<u>Other Endowed, continued</u>					
Stussy Endowed Fund	\$ -	\$ 20.00	\$ 20.00	\$ -	\$ -
Mary B Sweet Sabbatical	164,014.42	-	6,987.00	-	157,027.42
Josephine B. Thomas	-	809.00	-	-	809.00
Mr. & Mrs. Jonathan Thomas	-	4,384.00	-	-	4,384.00
Bradbury Thompson Alumni/Convocation Building	4,384.02	301.00	-	-	4,685.02
Florence Evelyn Townsley - Music	3,773.55	3,448.50	3,892.50	-	3,329.55
Charles & Ruth Turnipseed Endowed Fund	-	106.00	-	-	106.00
Irvine E Ungerman Excell In Clinica	-	27.00	-	-	27.00
University Theatre Program Fund	6,403.12	-	2,264.00	-	4,139.12
Honorable E Newton Vickers Memorial	-	4,000.00	4,000.00	-	-
James D. & Melodee Wallace Book Acquisition	252.73	237.00	-	-	489.73
Ward Children & Family Law Program	776.00	660.00	-	-	1,436.00
Washburn Endowed Lecture Series	46,614.18	12,143.00	16,400.00	-	42,357.18
Washburn Law Library Discretionary Fund	-	1,629.45	1,629.45	-	-
Washburn University Endowment Fund	-	588.00	-	-	588.00
Washburn University Rowing Crew Fund	2,788.32	205.00	-	-	2,993.32
Jewell K. Watt Endowment	-	79.00	-	-	79.00
Robert L. Webb Fund (Library Books)	2,013.35	101.00	-	-	2,114.35
John C. Whitin	-	175.00	-	-	175.00
Emily G. Williston	-	377.00	-	-	377.00
Lillie M. Wiseman	-	-	0.21	-	(0.21)
Parley P. & Verna E. Womer Fund	-	5,331.00	-	-	5,331.00
Wrenick Family Unrestricted Endowment Fund	-	145.00	-	-	145.00
Robert & Barbara Yeoman Family Endowment	-	349.00	-	-	349.00
Elizabeth Yntema Endowment Fund	-	263.00	-	-	263.00
Alice M. & James M. Young School of Nursing Faculty Development Fund	6,679.65	2,678.32	4,654.51	-	4,703.46
Subtotal - Other Endowed	1,702,037.75	1,616,963.10	1,174,890.15	-	2,189,370.48
<u>Other Restricted</u>					
Affirmative Action Conference	-	4,500.00	1,139.84	-	3,360.16
Alumni Fund	11,346.87	74,943.28	76,980.81	-	9,309.34
Beatrice Food Endowed Business Chair	55,555.13	82,836.35	72,261.40	-	66,130.08
Bookstore - FY08 Blinds	3,320.00	-	-	-	3,320.00
Campus Police Cadet Fund	977.49	1,600.00	511.45	-	2,066.04
Career Fair	-	71,493.62	22,849.96	-	48,643.66
Debate	-	11,111.27	10,684.52	-	426.75
Elaris Music Academy	110.48	-	-	-	110.48
Family Law Quarterly	(3,094.65)	12,840.84	6,708.91	-	3,037.28
Governmental Relations - Operations	17,359.95	13,068.12	20,942.72	-	9,485.35
Health Self Insurance	1,801,626.50	8,686,714.21	9,369,477.26	-	1,118,863.45
Immunization Program	-	14,709.74	2,968.14	-	11,741.60
ISS Webcasting	-	9,430.41	9,430.41	-	-
Kansas Academy of Science	-	7,039.25	7,039.25	-	-
Kansas Nursing Research Exchange Conference	(1,588.94)	12,022.29	3,840.22	-	6,593.13
Karlyle Woods Field Station Fund	26,401.32	-	-	-	26,401.32
Law Clinic Litigation Fund	-	46,671.70	906.91	-	45,764.79
Law Library - Digital Collection	100,000.00	-	100,000.00	-	-
Law Library Miscellaneous Services	-	7,167.66	2,762.17	-	4,405.49
Leadership Office Improvements	-	1,500.00	-	-	1,500.00
Mabee Library FY03 Software	(37,000.00)	-	-	-	(37,000.00)
Marching Band Festival	1,351.61	5,794.00	6,185.52	-	960.09
Mass Media Banquet	317.26	1,180.00	1,371.77	-	125.49
MINK Law Fair	3,380.57	10,175.00	12,639.14	-	916.43
Music - Percussion Camp	(86.63)	15,702.00	15,142.03	-	473.34
NIRSA Workshop	100.93	-	100.93	-	-
Nursing Education Programs Fund	15,437.13	5,963.02	12,541.45	-	8,858.70
PreLegal Workshop	960.75	12,201.70	13,001.79	-	160.66
Psychological Services Clinic	563.74	1,272.05	227.98	-	1,607.81
Psychology Awards Banquet	1,787.44	1,303.11	1,374.97	-	1,715.58
SAGL - IMPACT	11,000.00	50.00	11,050.00	-	-
SAGL - LeaderShape	3,715.46	-	-	-	3,715.46
School of Law Expendable	1,442.55	45,476.65	25,461.20	-	21,458.00
Short Term Study Abroad Programs	24,472.87	11,044.00	11,232.47	-	24,284.40
School of Business External Programs	-	17,182.56	3,674.57	-	13,507.99
Student Conduct Code Fines	25,241.99	11,588.70	1,027.80	-	35,802.89
Testing Operations	-	8,686.20	520.00	-	8,166.20

Agency Accounts and Restricted Funds	June 30, 2008	Increases	Decreases	LIABILITIES	NET ASSETS
<u>Other Restricted, continued</u>					
University Licensing Program	\$ 48,422.43	\$ 34,957.75	\$ 24,490.46	\$ -	\$ 58,889.72
Washburn Alumni Association Lifetime Membership	6,053.65	4,601.00	-	-	10,654.65
WEA Holding Funds	7,873,375.59	2,193,001.77	7,279,831.48	-	2,786,545.88
6A High School Championship Football Game	1,493.81	32,878.58	28,026.30	-	6,346.09
Subtotal - Other Restricted	<u>9,994,045.30</u>	<u>11,466,206.83</u>	<u>17,155,263.99</u>	<u>-</u>	<u>4,308,348.30</u>
Total Agency Accounts & Restricted Funds	<u>\$ 15,191,361.85</u>	<u>\$ 27,022,914.82</u>	<u>\$ 28,716,411.50</u>	<u>234,455.55</u>	<u>13,766,858.51</u>
Total Liabilities					1,062,068.49
Total Net Assets					<u>13,766,858.51</u>
TOTAL LIABILITIES AND NET ASSETS					<u>\$ 14,828,927.00</u>

**WASHBURN UNIVERSITY
UNIVERSITY RESTRICTED AND AGENCY FUND**

**Analysis of Kelsey & Edna Petro Endowed Funds
For the Fiscal Year Ended June 30, 2009**

	<u>President</u>	<u>Executive Director of Government Relations</u>	<u>Vice Pres. Academic Affairs</u>	<u>Vice Pres. Student Life</u>	<u>Vice Pres. Admin. & Treasurer</u>	<u>Dean of Enrollment Management</u>	<u>Director Alumni Association</u>	<u>Athletic Director</u>
Cash, June 30, 2008	\$ (3,159.72)	\$ (5,787.34)	\$ 24,317.14	\$ 625.89	\$ 9,771.51	\$ 2,111.98	\$ 0.23	\$ 13.94
Income:								
WEA income	4,334.77	-	-	-	-	-	-	-
Annual giving allocation	5,000.00	48,000.00	5,000.00	5,000.00	9,500.00	1,000.00	2,000.00	1,000.00
Transfer out	-	-	-	-	-	-	-	-
Transfer to cover deficit	-	-	-	-	-	-	-	-
Miscellaneous Income	-	-	-	-	-	500.00	-	-
Total Income	<u>9,334.77</u>	<u>48,000.00</u>	<u>5,000.00</u>	<u>5,000.00</u>	<u>9,500.00</u>	<u>1,500.00</u>	<u>2,000.00</u>	<u>1,000.00</u>
Expenditures:								
Recreation and Entertainment	-	-	-	541.34	-	25.00	-	-
Food and Beverages	6,339.87	715.57	1,050.80	427.36	4,957.33	-	-	984.63
Flowers, Gifts & Memorials	992.72	-	413.63	827.65	839.21	320.35	-	219.50
Printing and Advertising	-	-	266.00	218.90	-	-	-	-
Conference & Seminar Registration	-	-	50.00	-	-	-	-	-
Transportation	-	-	126.20	-	-	-	-	-
Event Sponsorships	-	-	-	-	-	-	-	-
Dues, Memberships, Subscriptions	-	-	-	-	-	-	-	-
Stationary, Office Supplies, Copier	-	-	34.18	-	7.99	-	-	39.45
Cleaning/Laundry/Kitchen Supplies	-	-	-	108.47	207.63	-	-	-
Other/ Professional Fees/Services	-	47,100.00	-	-	-	-	-	-
Office Furniture, Fixtures & Equip.	-	-	-	-	-	-	-	-
Admission Fees to Univ Social Events	-	-	103.00	-	-	30.00	-	-
Employee/Nonemployee Awards	-	-	400.00	-	-	-	1,792.18	-
Total Expenses	<u>7,332.59</u>	<u>47,815.57</u>	<u>2,443.81</u>	<u>2,123.72</u>	<u>6,012.16</u>	<u>375.35</u>	<u>1,792.18</u>	<u>1,243.58</u>
Cash, June 30, 2009	(1,157.54)	(5,602.91)	27,004.69	3,502.17	13,984.83	3,236.63	208.05	(229.64)
Receivable from WEA, June 30, 2009	39,318.60	-	-	-	-	-	-	-
Prepaid Expenses, June 30, 2009	-	3,500.00	-	-	-	-	-	-
Liabilities, June 30, 2009	<u>1,188.16</u>	-	<u>131.36</u>	-	<u>725.48</u>	-	-	-
Net Assets, June 30, 2009	<u>\$ 36,972.90</u>	<u>\$ (2,102.91)</u>	<u>\$ 26,873.33</u>	<u>\$ 3,502.17</u>	<u>\$ 13,259.35</u>	<u>\$ 3,236.63</u>	<u>\$ 208.05</u>	<u>\$ (229.64)</u>

**WASHBURN UNIVERSITY
UNIVERSITY RESTRICTED AND AGENCY FUND**

**Analysis of Alumni Association Fund
For the Fiscal Year Ended June 30, 2009**

Cash, June 30, 2008 \$ 16,062.90

Income:

Misc Nonmandatory Transfers In	5,000.00	
Ticket sales - non-Athletics	12,539.50	
Commission income	3,550.00	
Miscellaneous income	9,499.92	
Dues and membership fee income	39,442.00	<u>70,031.42</u>

Total available for expenditures 86,094.32

Expenditures:

Student wages	6,651.47	
Telephone - long distance and cell phone	1,279.49	
Postage	1,538.50	
Bulk mailing	3,082.51	
Printing charges	5,373.14	
Copier charges	903.07	
Advertising and marketing expense	2,885.00	
Building space rental	290.43	
Transportation	3,763.82	
Hotel and lodging	700.17	
Meals	523.27	
Conference and seminar registration	1,370.00	
Other fees and services	150.97	
Dues, memberships and subscriptions	136.59	
Recreation and entertainment	11,965.78	
Internal charges - Campus Police	116.96	
Food/beverages (not for resale)	28,117.75	
Stationery, office supplies and computer supplies	1,097.35	
Cost of goods sold - imprinted soft goods	643.90	
Promotional items and give-aways	280.00	
Flowers, gifts and memorials	1,198.78	<u>72,068.95</u>

Cash, June 30, 2009 **14,738.89**

Liabilities, June 30, 2009 **5,429.55**

Net Assets, June 30, 2009 **\$ 9,309.34**

**WASHBURN UNIVERSITY
UNIVERSITY RESTRICTED AND AGENCY FUND**

***Analysis of Ichabod Club Scholarship Fund
For the Fiscal Year Ended June 30, 2009***

Cash, June 30, 2008		\$ (3,874.00)
<u>Income:</u>		
WEA - restricted scholarships	187,217.65	
Miscellaneous nonmandatory transfers in	<u>-</u>	<u>187,217.65</u>
Total available for expenditures		183,343.65
<u>Expenditures:</u>		
Scholarships	<u>197,258.62</u>	<u>197,258.62</u>
Cash, June 30, 2009		(10,040.97)
Receivable from WEA, June 30, 2009		<u>18,327.35</u>
Net Assets, June 30, 2009		<u><u>\$ 8,286.38</u></u>

**WASHBURN UNIVERSITY
UNIVERSITY RESTRICTED AND AGENCY FUND**

**Analysis of School of Law Expendable
For the Fiscal Year Ended June 30, 2009**

Cash, June 30, 2008 \$ (107.83)

Income:

WEA - restricted nonscholarship 21,500.07 21,500.07

Total available for expenditures 21,392.24

Expenditures:

Equipment Rental	104.71	
Hotel and Lodging	1,252.00	
Other Professional Fees	1,194.90	
Recreation and Entertainment	1,900.00	
Surety Bond and Insurance Premiums	1,328.72	
Food (Not For Resale)	8,406.08	
Beverages (Not For Resale)	3,988.25	
Stationery and Office Supplies	25.79	
Recreation Supplies and Materials	8.04	
Flowers, Gifts and Memorials	<u>3,183.75</u>	<u>21,392.24</u>

Cash, June 30, 2009 -

Receivable from WEA, June 30, 2009 21,458.00

Net Assets, June 30, 2009 \$ 21,458.00

FUND 9
PLANT FUND

The book value of each asset in the Plant Fund is increased at the end of the year to the extent expenditures made in the Building Construction Fund or other funds increased the value of the asset. Fund equity is increased for the total increase in asset value.

TABLE OF CONTENTS

Balance Sheet	9-1 — 9-2
Property Schedule	9-3
Floor Area of Buildings.....	9-4 — 9-5
Detail of Equipment, Furniture, Books and Miscellaneous Items.....	9-6
Detail of Insurance in Effect	9-7 — 9-10

**Balance Sheet
June 30, 2009**

ASSETS	Insured for Replacement Value	Book Value
Buildings:		
Carnegie Hall (1903 and 1966)	\$ 1,846,000	\$ 394,765
Petro Allied Health Center (1985) and Whiting Field House (1928)	28,080,000	10,208,083
Bennett Computer Center (1988)	2,470,000	1,715,575
Morgan Hall (1955, 1967 addition, 1978 remodel)	15,600,000	3,087,358
Stoffer Hall (1960, 2007 major remodel/addition)	19,032,000	15,775,684
Garvey Fine Arts Center (1968), including Mulvane Art Museum (1923)	18,720,000	6,051,722
Mabee Library (1978)	7,550,400	1,735,043
Benton Hall (1923)	4,368,000	1,763,788
Kuehne Residence Hall (1980)	1,248,000	406,573
West Residence Hall (1985)	1,248,000	553,733
Living Learning Center (2001)	17,732,000	20,569,115
Memorial Union (1951, 1966, 2002 remodeling)	9,308,000	4,749,700
Stauffer Commons (2001)	3,068,000	-
Heat plant (1903, reconstructed 1970)	2,288,000	738,533
Facilities Services building (1949, 1966 and 1977)	565,760	89,085
Henderson Learning Resources Center (1971)	17,160,000	3,752,687
Moore Bowl (1928) and Bianchino Pavilion (2004)	5,980,000	4,607,531
Maintenance I and II (1966)	868,400	71,721
Law School (1969), Legal Clinic (1977)	15,600,000	7,285,324
Utility tunnels	780,000	-
International Center (Womer) (1931)	572,000	96,613
Bradbury Thompson Alumni Center (1995)	3,130,400	2,715,417
Falley Field baseball stadium (1989)	536,640	309,423
Softball Complex (2001)	319,280	355,165
Karlyle Woods field station(1996)	128,960	101,839
Karlyle Woods residence (1935)	90,480	87,000
KTWU studio and offices (1994)	2,064,400	2,380,404
Carole Chapel (2004)	364,000	489,555
Washburn Village (2004)	11,112,400	6,935,980
Maintenance III - 1313 SW 21st	208,000	260,863
Student Recreation and Wellness Center (2004)	6,125,600	5,769,346
WEA - 1729 SW MacVicar (1867, 2006 major remodel/addition)	1,606,800	2,237,820
Art Building (2005)	3,608,800	3,482,443
President's Residence - 3130 Shawdow Lane (1928)	826,800	298,816
Kappa Sigma House - 1820 SW Mulvane (1927)	208,000	-
TOTAL BUILDINGS	204,415,120	109,076,704
Property in the Open:		
Tennis Courts and Fences on Campus	123,757	60,824
Kuehne Bell Tower, Bubb Light Circle, Vietnam Memorial, Duggan Memorial, Charm Stone Sculpture, Larrick Memorial, Tennis Court Gazebo, Mulvane Garden, Alumni Center Garden (1966), Waterfall, Harvey Water Garden and Petro Sign	1,066,265	517,023
Soccer Field (2004)	-	92,360
Moore Bowl Turf and Track	1,105,000	1,100,914
Falley Field Turf & Fences	520,000	492,630
Electrical Switch Station	1,867,797	-
Satellite Receiver	8,558	-
TOTAL PROPERTY IN OPEN	4,691,377	2,263,751
TOTAL BUILDINGS and PROPERTY IN THE OPEN under Special Form Property Insurance	209,106,497	111,340,455

**Balance Sheet
June 30, 2009**

	<u>Insured for Replacement Value</u>	<u>Book Value</u>
KTWU - 301 Wanamaker (1954), (Purchased 1967)	476,500	75,000
Land, building, asphalt road and parking;		
Tower; Transmitter and Antenna	2,550,900	2,089,013
KTWU Building - Moran	30,800	-
lola/Moran translator and tower	<u>130,000</u>	<u>66,848</u>
TOTAL BUILDINGS and PROPERTY IN THE OPEN	<u>212,294,697</u>	<u>113,571,316</u>
 <u>Equipment:</u> [2]		
Equipment, vehicles, furniture and books in buildings covered by Public and Institutional Form	\$ -	\$ 54,226,078 [3]
Equipment insured as follows:		
Contents	76,121,377	-
Computer Hardware and Software	10,443,947	-
Musical Instruments (Agreed Value)	1,455,215	-
Miscellaneous Equipment	5,747,819	-
Fine Arts (Current Market Value)	<u>5,190,846</u>	<u>-</u>
TOTAL BUILDINGS AND EQUIPMENT	<u>311,253,901</u>	<u>167,797,394</u>
 <u>Miscellaneous:</u>		
Construction in progress	6,851,362 [4]	-
Campus grounds	-	961,514
Sewer, heat lines and streets	-	1,238,793
Concrete parking lots and sidewalks	-	1,392,598
Campus electrical distribution system	-	366,362
Campus conduit infrastructure	-	166,397
Lawn sprinkler systems	-	45,277
Steele mineral rights (Rooks, Logan Counties)	<u>-</u>	<u>10,126</u>
TOTAL ASSETS	<u>\$ 318,105,263</u>	<u>171,978,461</u>
Less: accumulated depreciation		<u>(87,787,959)</u>
TOTAL ASSETS, NET OF ACCUMULATED DEPRECIATION		<u>\$ 84,190,503</u>
 <u>NET ASSETS</u>		
Investment in plant, net of depreciation		<u>\$ 84,190,503</u>
NET ASSETS		<u>\$ 84,190,503</u>

NOTES:

- [1] Included in book value of Living Learning Center
- [2] Perpetual inventory records as of June 30, 2009.
- [3] See detail at page 9-6.
- [4] Construction in progress is included in Building and Construction Fund; plant-related debt is included in the Debt Retirement Construction Fund (Fund 2).

FOOTNOTE: (A) See Page 9-3, Property Schedule of property for sale and not recorded on the books.

**WASHBURN UNIVERSITY
PLANT FUND**

***Property Schedule
June 30, 2009***

Oil Paintings -- (6)

Proceeds are to be endowed in the Gene and Melody Reardon Athletic Scholarship Fund.

Four have been sold.

Appraised value: \$4,400.00 for six remaining.

The above properties are for sale and are not recorded on the books.

***Floor Area of Buildings
June 30, 2009***

The following chart provides certain square footage information by building on the Washburn campus and associated areas. All area calculations are in strict accordance with the U.S. Department of Health, Education and Welfare "Higher Education Facilities Inventory and Classification Manual 1973" DHEW Publication No. (OE) 74-11,424.

The GROUND AREA SQUARE FEET represents the square feet of land area occupied by the building proper. Sidewalks and porches are not included in these areas.

The GROSS SQUARE FEET is the sum of the floor areas within the outside faces of exterior walls for all stories, or areas, which have floor surfaces. Cornices, pilasters, buttresses and other exterior wall projections are excluded.

The NET SQUARE FEET is the sum of all interior areas which are: assignable area, custodial area (janitor closets, etc.), circulation area (corridors and stairs), and mechanical area. Obviously, construction areas (walls) are excluded.

The CLASSROOM AND LABORATORY SQUARE FEET is the sum of the interior areas which can be assigned for specific classroom or laboratory use.

<u>Permanent Academic Facilities</u>	<u>Ground Area Square Ft.</u>	<u>Gross Area Square Ft.</u>	<u>Net Area Square Ft.</u>	<u>Classroom Square Ft.</u>	<u>Laboratory Square Ft.</u>
Art Building	10,150	20,300	19,241	-	11,246
Bennett Computer Center	12,788	12,788	11,852	-	-
Benton	11,850	41,883	35,506	4,021	4,644
Carnegie	5,798	17,573	14,194	4,712	981
Garvey Fine Arts Center	56,660	131,344	113,538	7,165	4,944
Henderson Learning Resource Center	30,907	101,982	93,357	22,667	3,417
Karlyle Woods Biology Station	1,285	1,285	1,170	-	853
Law School and Clinic	32,630	93,123	85,217	9,181	-
Mabee Library	15,377	52,465	48,924	1,036	-
Morgan	43,669	112,668	99,643	12,641	3,666
Petro Allied Health Center [1]	114,533	190,700	170,502	8,498	36,374
Stoffer	35,500	81,343	53,900	7,515	12,958
Total permanent academic facilities	<u>371,147</u>	<u>857,454</u>	<u>747,044</u>	<u>77,436</u>	<u>79,083</u>

**Floor Area of Buildings
June 30, 2009**

Academic Support Facilities	Ground Area Square Ft.	Gross Area Square Ft.	Net Area Square Ft.	Classroom Square Ft.	Laboratory Square Ft.
WEA - 1729 SW MacVicar	4,175	11,864	7,040	-	-
Bradbury Thompson Alumni Center	10,479	24,559	20,987	-	-
KTWU studio and offices	10,324	17,130	15,146	-	-
Maintenance III (1313 SW 21st)	-	7,590	7,233	-	-
Facilities Services office	5,661	5,661	5,031	-	-
Falley Field	1,420	2,040	1,550	-	-
Heating plant	4,740	6,134	12,788	-	-
International Center	2,956	4,946	3,651	-	-
Moore Bowl and Bianchino Pavilion	6,896	18,368	15,047	-	-
Softball complex	1,054	1,454	1,236	-	-
Maintenance I and II	14,600	14,600	14,162	-	-
Student Recreation and Wellness Center	24,783	36,900	31,816	-	-
Carole Chapel	1,678	1,678	1,412	-	-
Total academic support facilities	88,766	152,924	137,099	-	-
Subtotal including academic support facilities	459,913	1,010,378	884,143	77,436	79,083
Auxiliary Facilities					
Washburn Village	32,885	89,045	53,258	-	-
Kuehne Hall	2,918	8,754	7,337	-	-
Living Learning Center	29,074	100,440	92,522	-	-
Memorial Union/Stauffer Commons	39,925	86,130	82,082	-	-
West Hall	2,918	8,754	7,329	-	-
Total auxiliary facilities	107,720	293,123	242,528	-	-
Total academic, academic support and auxiliary facilities	567,633	1,303,501	1,126,671	77,436	79,083
CAMPUS TOTAL					
All Facilities (160 acres, excludes Karlyle Woods Biology station, 1285 sq ft)	566,348	1,302,216	1,125,501	77,436	78,230
President's residence	2,838	7,108	6,100	-	-
KTWU transmitter building	2,726	4,483	3,933	-	-
Karlyle Woods residence	1,346	1,346	1,199	-	-
	6,910	12,937	11,232		
Grand Total (all buildings)	574,543	1,316,438	1,137,903	77,436	79,083

[1] Whiting Field House and Lee Arena additions are included in Petro Allied Health Center

**WASHBURN UNIVERSITY
PLANT FUND**

**Detail of Equipment, Furniture, Books and Miscellaneous Items
According to Perpetual Inventory Records at June 30, 2009**

History	\$	15,766.32	Kuehne Residence Hall	\$	11,970.38
Art		255,829.06	West Residence Hall		17,615.62
Mulvane Art Museum		1,929,145.05	Living Learning Center		1,086,939.09
Astronomy, Engineering and Physics		358,270.04	Washburn Village		427,029.96
Biology		907,802.16	Student Recreation and Wellness Center		334,411.79
Chemistry		1,153,712.87	Employee Wellness Program		6,086.00
Communication		13,733.38	Union Dining Services		554,505.02
Leadership		20,436.34	Union Corner Store		13,536.00
Political Science		11,591.95	Union Vending and Concessions		66,330.33
Education		70,067.09	Union Bookstore		197,897.66
English		8,921.55	Union Administration		399,955.10
Health, PE, and Exercise Science		110,680.74	Museum items in storage		23,819.00
Theatre		97,213.38	TOTAL	\$	54,226,078.49
Modern Languages		22,672.20			
Computer Information Science		81,868.29	By Building (Location Code)		
Math		18,754.30	Petro (PC)	\$	2,319,839.26
Music		690,647.07	Art Building (AB)		205,962.79
Nursing		490,513.12	International Center (IC)		38,478.04
Philosophy		5,289.95	Carnegie Hall (CA)		192,168.62
Psychology		65,276.25	Heating Plant (HP)		67,295.45
Sociology		23,096.99	Facilities Service (FS)		690,557.49
School of Business		361,250.07	Maintenance II (F2)		333,779.23
School of Law		1,005,427.89	Maintenance I (F1)		136,494.00
Academic and Community Event Scheduling		12,525.00	Maintenance III (1313 SW 21st) (F4)		221,976.53
KTWU Channel 11		6,424,991.26	Law School (LA)		8,778,857.85
Dean of College of Arts and Science		38,831.65	Henderson (HC)		1,641,531.95
Office of Academic Outreach		120,469.20	Benton (BE)		803,403.76
School of Applied Studies		732,780.99	Moore Bowl (MB1) and Bianchino Pav. (BP)		162,000.51
Information Systems and Services - Academic		5,894,792.74	Mabee Library (MA)		12,736,175.94
Information Systems and Services - Media Center		394,916.05	Morgan (MO)		4,651,539.26
Mass Media		23,426.41	Garvey (GC)		3,069,450.47
Mabee Library		727,021.36	Stoffer (ST)		3,119,089.81
Mabee Library books		11,916,818.23 [1]	Student Recreation and Wellness Center (SR)		351,748.36
Curriculum Library		17,854.07	Kuehne Hall (KH)		58,424.05
School of Law Library		744,834.23	Memorial Union (UN)		856,258.87
Law Library books		6,818,593.13 [2]	President's Residence (PR)		129,716.90
Student Services		57,858.58	Bennett (BT)		4,957,148.34
Student Activities and Greek Life		22,024.56	West Hall (WH)		76,541.00
Enrollment Management		8,805.19	Washburn Village (WV)		427,029.96
Registrar		21,986.79	Falley Field (FF)		17,002.60
Health Services		4,746.00	Softball Field (SB)		17,031.21
Financial Aid		59,793.58	KTWU (Campus) (TV)		4,601,496.77
Athletics		1,252,466.28	KTWU Transmitter (TW)		1,226,269.22
Institutional Research		66,539.56	KTWU (Moran) (KTWUMK)		253,365.12
Governmental Relations		23,325.13	Campus Grounds (CG)		77,015.41
President's Office		64,319.32	Karlyle Woods (KW)		33,210.74
President's Residence		113,039.60	Carole Chapel (CC)		16,626.00
Conference Room		922.01	Bradbury Thompson Alumni Center (BC)		677,596.60
Alumni Affairs		134,875.60	Living Learning Center (LL)		1,023,749.99
University Relations		22,102.18	Stauffer Commons (SC)		257,246.39
Vice President for Administration		293,924.54	TOTAL	\$	54,226,078.49
Vice President for Academic Affairs		261,349.15			
Research Grants		90,605.76	[1] 2007-2008 Volumes/Microfilm	\$	11,429,912.72
Center for Undergraduate Studies and Programs		76,432.78	2008-2009 Vol. Micro. Purch.		176,256.35
Washburn Endowment Association		143,942.49	2007-2008 Audio/Visual		305,703.70
International Programs		36,395.77	2008-2009 A/V Pur./Withdrawals		4,945.46
Admissions		92,857.65		\$	11,916,818.23
Human Resources		12,133.84			
University Mail and Printing Services		220,377.12	[2] 2007-2008 Volumes/Microfilm	\$	6,312,411.42
General Equipment - Surplus		4,720.40	2008-2009 Vol. Micro. Purch.		226,091.20
Facilities Services		2,390,475.83	2007-2008 Audio/Visual		267,357.51
Police		642,872.93	2008-2009 A/V Pur./Withdrawals		12,733.00
General University		3,350,210.41		\$	6,818,593.13
Washburn Student Association		18,417.81			
Kaw/Review		12,641.30			

***Detail of Insurance in Effect
June 30, 2009***

COMMERCIAL PACKAGE #ZDT404769300 Massachusetts Bay Insurance Company

10-1-08/09

Property - Blanket Coverage

Buildings	\$226,015,120
Contents	\$73,485,800
Property in Open	\$4,691,377
Deductible - \$25,000	
Business Income	\$76,476,884
Earthquake - \$50,000 ded.	\$10,000,000
Flood - \$50,000 ded.	\$10,000,000

Equipment Breakdown (Boiler & Machinery)

- Included
- \$5,000 ded.
- Business Income - 48 hr. deductible

General Liability

Bodily Injury & Property Damage	\$1,000,000 each occurrence \$3,000,000 aggregate
Medical Payments	\$5,000 each person
Fire Legal Liability	\$300,000 each occurrence
Employee Benefit Liability	\$1,000,000
Deductible - \$5,000	

Educators Legal Liability - Errors and Omissions Coverage for Board of Regents and Employees

Each Claim/Annual Aggregate	\$1,000,000
Retention-Including Defense Costs	\$100,000

COMMERCIAL AUTOMOBILE #ABT-3708655-00 Citizens Insurance Company of America

10-1-08/09

Bodily Injury & Property Damage	\$1,000,000 each accident
Medical Payments	\$5,000 each person
Personal Injury Protection	Statutory
Uninsured Motorist	\$1,000,000 each accident
Hired & Non-Owned Auto Liability	Included
Hired Auto Physical Damage - \$500 deductible	\$50,000 each accident
Physical Damage for Specified Vehicles	
Comprehensive - \$500 deductible	
Collision - \$500 deductible	
Garagekeepers Legal Liability	
Comprehensive & Collision	\$100,000
Deductible:	
\$500 each auto/\$2,500 maximum	

CRIME #00FA0239003-08 Hartford Fire Insurance

10-1-08 until cancelled

Employee Dishonesty	\$2,000,000
Forgery or Alteration	\$500,000
Theft, Disappearance, Destruction	\$830,000
Computer & Funds Transfer Fraud	\$1,000,000
Deductible - \$10,000 Employee Dishonesty	
\$5,000 All Else	

**WASHBURN UNIVERSITY
PLANT FUND**

**Detail of Insurance in Effect
June 30, 2009**

COMMERCIAL INLAND MARINE #RHT4045764-00 Hanover Insurance Company

10-1-08/09

Computer Coverage

Hardware incl. Data Communications Equipment	\$10,416,512
Software	\$2,026,564
Business Income/Extra Expense	\$100,000

Flood & Earthquake Included

Deductibles:

Flood & Earthquake - 2%

All Else - \$1,000

KTWU Tower & Equipment Coverage

301 Wanamaker

Building	\$476,500
Tower	\$1,400,500
Contents	\$10,400

Moran

Building	\$30,800
Tower	\$130,000

Business Income \$1,352,000

Flood - \$25,000 deductible \$2,500,000

Earthquake - \$50,000 deductible \$5,000,000

Deductibles:

Towers - \$25,000

Equipment - \$2,500

Scheduled Equipment - \$1,000 deductible

KTWU Transmitting & Studio Equipment \$5,782,377

Telephone & Security Equipment \$2,645,661

TV Cameras & Equipment \$48,707

Radios & Mobile Equipment \$136,455

TV, VCR, Cameras & Projection Equipment \$1,523,005

Stereo & Sound Equipment \$249,285

Musical Instruments \$1,455,215

Fine Arts \$5,190,846

Building & Grounds Maintenance Equipment \$1,144,578

2004 GMC C5500 Lifeline Health Van \$169,417

Physical Damage Coverage - \$2,500 deductible

(Liability covered under Commercial Auto Policy)

WORKER'S COMPENSATION #WHT-3706531-11 Hanover Insurance Company

10-1-08/09

Employers Liability \$1,000,000

COMMERCIAL UMBRELLA UHT4048008 Hanover Insurance Company

10-1-08/09

Excess over General Liability, Automobile Liability, and Employers Liability

Limit of Liability \$5,000,000 each occurrence/aggregate

POLLUTION LIABILITY #3731-2718 Chubb Custom Insurance company

11-3-08/11

Limit \$1,000,000

***Detail of Insurance in Effect
June 30, 2009***

NON-OWNED AIRCRAFT LIABILITY #11NOA5917001 Arch Insurance Company

10-1-08/09
Bodily Injury & Property Damage \$10,000,000

FOREIGN LIABILITY #PHFD36759173 ACE American Insurance.

10-1-08/09
General Liability \$1,000,000
Auto Liability \$1,000,000
Employers Liability \$1,000,000
Executive Assistance Services \$500,000

LAWYERS PROFESSIONAL LIABILITY #NLA800331 Columbia Casualty

7-1-08/09 (National Legal Aid & Defender Assn. Coverage)
Lawyers Professional Liability \$1,000,000 each claim/aggregate
First Dollar Defense Endorsement
Deductible: \$1,000

BROADCASTER'S LIABILITY (KTWU) #8177-1032 Executive Risk Indemnity Inc.

12-31-07/10
Limit of Liability \$1,000,000 per claim/aggregate
Retention - \$5,000

STUDENT HEALTHCARE PROFESSIONAL LIABILITY #HPG127268215 American Casualty(CNA)

1-1-09/10
Covers student healthcare providers from Allied Health, Social Work, Human Services,
School of Nursing, HPEES, and Psychology
Each Claim \$1,000,000
Aggregate \$5,000,000

EMPLOYEE AND STUDENT OUT OF TOWN TRAVEL #T5MP-10967 Mutual of Omaha

1-20-09/10
Accidental Death -
Employees/Regents \$25,000
Students \$10,000
Accident Medical Benefit \$2,500
Aggregate \$1,500,000

NCAA CATASTROPHIC ATHLETIC INJURY Mutual of Omaha

8-1-08/09
Catastrophic injury insurance program provided by the NCAA to cover student athletes who are
catastrophically injured while participating in a covered intercollegiate athletic activity.
Deductible - \$75,000

BASIC ATHLETIC INJURY #SRG0009111584 National Union Fire

8-01-08/09
Accidental Death Benefit \$10,000 per person
Accident Medical Expense Benefit \$75,000 maximum benefit
Deductible:
\$2,000 per person

***Detail of Insurance in Effect
June 30, 2009***

STUDENT VOLUNTARY ACCIDENT AND SICKNESS #15-64-0107-012-644-7 Columbian Life
8-15-08/8-14-09
Optional health insurance available for students to purchase.

GROUP LIFE INSURANCE #292000 Unum Life Insurance Co. of America
Life and AD&D Insurance Effective 10-1-07 **Administered by Human Resources**
Amount of insurance is equal to employee's annual contractual salary,
rounded to the next highest \$1,000 increment, to a maximum of \$50,000.
Includes \$150,000 accidental death and dismemberment benefit.
Employees may voluntarily purchase higher limits if they choose to do so.

BUILDER'S RISK - Whiting Fieldhouse Renovation #QT6604295BO86TIL08
6-11-08/1-31-10
Renovation of Existing Structure \$6,385,362
Deductible - \$2,500
(Policy cancelled 8-1-09)

BUILDER'S RISK - Dining Services Renovation #QT6606703N58ATIL09
6-8-09/10
Renovation of Existing Structure \$466,000
Deductible - \$2,500
(Policy cancelled 8-13-09)

FUND 10
SALES TAX SMOOTHING FUND

This fund was created in fiscal year 1999-2000. The purpose of the fund is to provide general funds for operating purposes in years when sales tax collections are less than the amount budgeted in the General Fund. An initial deposit of \$1,013,966 was made from the 1999-2000 sales tax receipts. Current fiscal year tax receipts in excess of the amount budgeted in the General Fund are added to this fund at year end.

TABLE OF CONTENTS

Balance Sheets.....	10-1
Statement of Changes in Net Assets	10-2
Actual to Budget Comparison	10-3

**WASHBURN UNIVERSITY
SALES TAX SMOOTHING FUND**

**Balance Sheets
June 30, 2009 and 2008**

	<u>2009</u>	<u>2008</u>
<u>ASSETS</u>		
Cash in bank	\$ 2,026,023	\$ (84,709)
Short-term investments	-	1,000,000
Accounts receivable - County Treasurer	-	1,112,826
TOTAL ASSETS	<u>\$ 2,026,023</u>	<u>\$ 2,028,117</u>
<u>LIABILITIES</u>		
Accounts Payable	\$ -	\$ -
<u>NET ASSETS</u>	<u>2,026,023</u>	<u>2,028,117</u>
TOTAL LIABILITIES AND NET ASSETS	<u>\$ 2,026,023</u>	<u>\$ 2,028,117</u>

**WASHBURN UNIVERSITY
SALES TAX SMOOTHING FUND**

**Statement of Changes in Net Assets
For the Fiscal Year Ended June 30, 2009**

Net assets, June 30, 2008		<u>\$ 2,028,117</u>
<u>Additions:</u>		
Sales tax revenue	<u>\$ -</u>	
Total Additions		<u>-</u>
Total Funds Available for Expenditure		2,028,117
<u>Deductions:</u>		
Transfer to General Fund	<u>2,094</u>	
Total Deductions		<u>2,094</u>
Net assets, June 30, 2009		<u>\$ 2,026,023</u>

**WASHBURN UNIVERSITY
SALES TAX SMOOTHING FUND**

**Actual to Budget Comparison
For the Fiscal Year Ended June 30, 2009**

	<u>Actual</u>	<u>Budget</u>
<u>Receipts:</u>		
Sales tax revenue	\$ -	\$ 950,000
Interest income	-	-
	<u>-</u>	<u>-</u>
Total Income	<u>-</u>	<u>950,000</u>
<u>Expenditures:</u>		
Non-mandatory transfer to Building Construction Fund	-	950,000
Non-mandatory transfer to General Fund	2,094	350,000
Contingency	-	34,176
	<u>-</u>	<u>34,176</u>
Total Expenses	<u>2,094</u>	<u>1,334,176</u>
Net activity for the fiscal year ended June 30, 2009	<u><u>\$ (2,094)</u></u>	<u><u>\$ (384,176)</u></u>

FUND 12
CAPITAL IMPROVEMENT FUND

This fund was created in fiscal year 1999-2000. The purpose of the fund is to provide funds for capital improvement projects and debt service payments.

TABLE OF CONTENTS

Balance Sheets.....	12-1
Statement of Changes in Net Assets	12-2
Actual to Budget Comparison	12-3

**WASHBURN UNIVERSITY
CAPITAL IMPROVEMENT FUND**

**Balance Sheets
June 30, 2009 and 2008**

	<u>2009</u>	<u>2008</u>
<u>ASSETS</u>		
Cash in bank	\$ 348,164	\$ 53,668
Short-term investments	-	450,757
Accrued interest	-	30
Construction in progress	<u>231,275</u>	<u>-</u>
TOTAL ASSETS	<u>\$ 579,439</u>	<u>\$ 504,455</u>
<u>LIABILITIES</u>		
Accounts payable	\$ 16,035	\$ -
<u>NET ASSETS</u>	<u>563,404</u>	<u>504,455</u>
TOTAL LIABILITIES AND NET ASSETS	<u>\$ 579,439</u>	<u>\$ 504,455</u>

**WASHBURN UNIVERSITY
CAPITAL IMPROVEMENT FUND**

**Statement of Changes in Net Assets
For the Fiscal Year Ended June 30, 2009**

Net assets, June 30, 2008		\$	504,455
<u>Additions:</u>			
Sales tax revenue	\$	890,000	
Interest income		19,249	
Non-mandatory transfers from General Fund		<u>182,256</u>	
Total Additions			<u>1,091,505</u>
Total Funds Available for Expenditure			1,595,960
<u>Deductions:</u>			
Telephone and information systems projects		142,556	
Non-mandatory transfers (debt service)		<u>890,000</u>	
Total Deductions			<u>1,032,556</u>
Net assets, June 30, 2009		\$	<u>563,404</u>

**WASHBURN UNIVERSITY
CAPITAL IMPROVEMENT FUND**

**Actual to Budget Comparison
For the Fiscal Year Ended June 30, 2009**

	<u>Actual</u>	<u>Budget</u>
<u>Receipts:</u>		
Sales tax revenue	\$ 890,000	\$ 890,000
Interest income	19,249	1,200
Transfer from General Fund	<u>182,256</u>	<u>150,000</u>
Total Income	<u>1,091,505</u>	<u>1,041,200</u>
<u>Expenditures:</u>		
Telephone and information systems projects	142,556	444,780
Non-mandatory transfers (debt service)	890,000	890,000
Contingency	<u>-</u>	<u>150,000</u>
Total Expenses	<u>1,032,556</u>	<u>1,484,780</u>
Net activity for the fiscal year ended June 30, 2009	<u>\$ 58,949</u>	<u>\$ (443,580)</u>

FUND 13
GOVERNMENT AND RESEARCH FUND

TABLE OF CONTENTS

Statement of Changes in Fund Balances	13-1 — 13-3
Balance Sheets.....	13-4
Analysis of Federal Student Loan Fund.....	13-5
Analysis of Federal Work Study Program	13-6
Analysis of State Work Study Program	13-7

**WASHBURN UNIVERSITY
GOVERNMENT AND RESEARCH FUND**

**Statement of Changes in Fund Balances
For the Fiscal Year Ended June 30, 2009**

	<u>June 30, 2008</u>	<u>University</u>	<u>Receipts Federal</u>	<u>Other</u>	<u>Operating Expenses</u>	<u>Construction in Progress</u>	<u>June 30, 2009</u>
<u>FINANCIAL AID GRANTS</u>							
PELL Grants 2000-2001	\$ 3.00	\$ -	\$ -	\$ -	\$ -	\$ -	3.00
PELL Grants 2003-2004	687.00	-	-	-	-	-	687.00
PELL Grants	(1,977.25)	-	5,697,537.73	-	5,696,760.48	-	(1,200.00)
Academic Competiveness Grants 2007-2008	(375.00)	-	87,050.00	-	86,675.00	-	-
Science and Math Grants 2007-2008	-	-	30,000.00	-	30,000.00	-	-
Teach Grant for Undergraduates	-	-	12,000.00	-	12,000.00	-	-
SEOG	-	87,757.41	263,272.22	-	351,029.63	-	-
Kansas Comprehensive Grants	42,402.00	-	-	472,842.00	472,560.00	-	42,684.00
Federal Perkins Loan	1,248,277.41	-	26,205.00	16,184.55	34,198.67	-	1,256,468.29
<u>ECONOMIC OPPORTUNITY ACT OF 1964</u>							
CWS Washburn University	2.50	76,406.62	276,232.50	-	353,725.96	-	(1,084.34)
CWS Reading Tutors	-	-	16,838.21	-	16,838.21	-	-
CWS Community Service	-	13,655.00	40,755.01	-	54,620.01	-	(210.00)
<u>STATE WORK STUDY</u>							
SWS Unallocated State Funds	26,429.59	-	-	23,487.00	23,169.76	-	26,746.83
<u>OTHER GRANTS AND CONTRACTS</u>							
Employability Skills Guide & Tech. Ed.	20,952.03	-	-	9,692.00	1,390.31	-	29,253.72
Special Education Consortium 2004	567.58	-	-	-	-	-	567.58
Perkins III Program Improvement	5,373.61	-	128,126.39	-	123,277.44	-	10,222.56
Early Reading First	5,845.97	-	125,819.00	-	108,372.70	-	23,292.27
Math & Science Partnership	9,899.06	-	20,933.86	-	30,832.92	-	-
SIG Grant-Special Education Consortium	870.68	-	-	-	-	-	870.68
Congressionally-directed Equipment	4,001.37	-	231,164.52	-	231,164.52	-	4,001.37
Transition to Teaching	-	-	6,000.00	-	994.51	-	5,005.49
Workforce Solutions	-	-	28,532.63	-	28,532.63	-	-
KTWU DDF Phase 6 & 7	5,088.03	-	-	(5,088.03)	-	-	-
KTWU DDF Round 10	60,248.85	-	11,177.82	82,903.00	119,017.57	(35,312.10)	-
KTWU PTFP 2007 Funding	-	-	233,651.25	233,651.26	467,302.51	-	-
WU-KBRIN	1,178.55	-	-	36.17	553.76	-	660.96

**WASHBURN UNIVERSITY
GOVERNMENT AND RESEARCH FUND**

**Statement of Changes in Fund Balances
For the Fiscal Year Ended June 30, 2009**

131

	June 30, 2008	Receipts			Operating Expenses	Construction in Progress	June 30, 2009
		University	Federal	Other			
SBDC Program Income	38,374.98	-	-	14,773.70	34,056.91	-	19,091.77
CPB Ready to Learn	25,308.46	-	40,735.95	-	64,950.93	-	1,093.48
WU Summer Sports Camp	11,306.15	-	-	-	352.00	-	10,954.15
Integrated Network Development Plan	13,883.28	-	-	-	-	-	13,883.28
Kan Be Healthy	13,034.10	-	63,324.64	2,525.00	65,861.21	-	13,022.53
Sexual Violence Surveillance	5,252.74	-	-	-	4,513.84	-	738.90
K-INBRE Grant	247.73	-	63,251.79	-	63,499.52	-	0.00
Nicodemus Archaeological Dig	1,687.69	-	-	2,100.00	1,665.95	-	2,121.74
K-INBRE Equipment Grant	36.17	-	-	(36.17)	-	-	-
SBDC State Funds	-	-	-	139,826.00	140,715.55	-	(889.55)
CBR Networking Initiative	462.71	-	5,204.45	-	5,667.16	-	-
KTWU Moran Translator Conversion	25,800.22	-	10,235.00	(0.03)	10,235.19	(25,800.00)	-
SBDC Federal	-	-	88,638.59	-	88,638.59	-	-
SBDC Match	500.00	108,326.57	-	36,500.00	145,326.57	-	-
Victims w/Disabilities Nat'l Conference	-	-	74,761.38	-	75,732.56	-	(971.18)
Americorps *VISTA Project	7,131.22	-	-	9,000.00	1,845.31	-	14,285.91
KTWU-USDA Digital Equipment	-	-	91,726.51	-	91,726.51	-	-
CBR Policy Options	-	-	3,000.00	-	3,000.00	-	-
Echo Grant Phase II	392.92	-	-	-	-	-	392.92
Kansas Education Resource Center	(333.56)	-	128,246.08	-	124,278.13	-	3,634.39
KBOR Technology Equipment	-	19,920.09	-	36,796.00	56,716.09	-	-
Kan-Ed Internet	-	-	-	3,000.00	3,000.00	-	-
KBOR Nursing Initiative	104,384.59	155,045.00	-	183,950.66	327,697.95	-	115,682.30
Interlibrary Loan Dvelopment	-	-	-	-	-	-	-
ILDLP-Curriculum Resources Center	-	-	2,500.00	-	2,491.72	-	8.28
Center on Violence & Victim Studies	61,402.37	-	-	38,588.82	63,151.01	-	36,840.18
Leadership Academy	1,084.98	-	-	-	202.51	-	882.47
Goodyear Contract	-	-	-	-	-	-	-
KTWU Sunflower Journeys -3rd Party Contrib.	13,263.23	-	-	23,000.00	12,095.61	-	24,167.62
Topeka Symphony Employee Reimb	-	-	-	18,499.00	18,499.00	-	-
Intell. Prop. & Law & the Elderly	276.09	-	-	-	-	-	276.09
Developmental Disabilities Program	22,838.77	26,280.00	-	-	19,924.00	-	29,194.77
Entrepreneurship Development Center	35,624.47	-	-	-	270.00	-	35,354.47
Physical Connections	1,087.60	-	-	-	-	-	1,087.60
Food Pantry for Hispanics	397.33	-	-	(397.33)	-	-	-
KTWU Brown v. Board Production	7,253.55	-	-	1,565.86	6,620.00	-	2,199.41
Bonner Leader Enrichment Grant	1,283.56	-	-	25,000.00	11,577.17	-	14,706.39

**Statement of Changes in Fund Balances
For the Fiscal Year Ended June 30, 2009**

	<u>June 30, 2008</u>	<u>Receipts</u>			<u>Operating Expenses</u>	<u>Construction in Progress</u>	<u>June 30, 2009</u>
		<u>University</u>	<u>Federal</u>	<u>Other</u>			
KTWU Beyond Theology	9,032.08	-	-	4,944.00	4,714.09	-	9,261.99
Finding the Joy	1,177.30	-	-	-	-	-	1,177.30
WU CAUSE Team	46.41	-	-	(46.41)	-	-	-
KTWU Sunflower Journeys	4,478.14	-	-	11,490.00	15,968.14	-	-
HiPace Innovation Grant	120,377.32	-	-	-	-	-	120,377.32
Center for Comm Serv. & Serv. Learning	135,359.28	-	-	-	114,734.64	-	20,624.64
Student to Student	161.35	-	-	-	161.35	-	-
On the Move to Improve Health	17,456.28	-	33,227.15	48,754.00	86,926.64	-	12,510.79
Mobile Health Clinic-TCF	-	-	-	8,000.00	1,490.71	-	6,509.29
Clinical Laboratory Science Program	-	15,000.00	-	3,750.00	-	-	18,750.00
<u>FUNDS HELD FOR FUTURE GRANTS</u>							
Washburn Innovation Grant Funds	841,332.34	-	-	(100,253.18)	-	-	741,079.16
TOTALS	<u>\$2,950,876.83</u>	<u>\$ 502,390.69</u>	<u>\$7,840,147.68</u>	<u>\$1,345,037.87</u>	<u>\$9,911,323.15</u>	<u>\$ (61,112.10)</u>	<u>\$2,666,017.82</u>

For purposes of this statement, "Fund Balance" consists of cash in bank and accounts receivable, less accounts payable.

**WASHBURN UNIVERSITY
GOVERNMENT AND RESEARCH FUND**

**Balance Sheets
June 30, 2009 and 2008**

	<u>2009</u>	<u>2008</u>
<u>ASSETS</u>		
Cash in bank	\$ 515,822	\$ 177,391
Short Term Investments	-	400,000
Perkins Loans outstanding	<u>1,292,465</u>	<u>1,217,314</u>
	<u>1,808,287</u>	<u>1,794,705</u>
<u>Receivables and prepaids:</u>		
Title IV Programs & State Work Study	21,654	40,918
Grant receivables	354,594	234,116
Miscellaneous receivables	36,461	8,432
Funds held by WEA for various grants	766,079	843,332
Prepaid expenses	<u>6,171</u>	<u>6,138</u>
Total Receivables & Prepaids	<u>1,184,960</u>	<u>1,132,936</u>
<u>Construction in Progress</u>		
Grants CIP	<u>-</u>	<u>61,112</u>
TOTAL ASSETS	<u>\$ 2,993,247</u>	<u>\$ 2,988,753</u>
<u>LIABILITIES</u>		
Accounts payable	321,761	\$ 36,100
Accrued expenses	5,468	1,776
Interfund payable	<u>-</u>	<u>-</u>
TOTAL LIABILITIES	<u>327,229</u>	<u>37,876</u>
<u>NET ASSETS</u>		
Title IV Financial Aid & State Aid Programs	1,324,095	1,315,449
Grants and Contracts	<u>1,341,923</u>	<u>1,635,428</u>
Total net assets	<u>2,666,018</u>	<u>2,950,877</u>
TOTAL LIABILITIES AND NET ASSETS	<u>\$ 2,993,247</u>	<u>\$ 2,988,753</u>

**WASHBURN UNIVERSITY
GOVERNMENT AND RESEARCH FUND**

**Analysis of Federal Student Loan Fund
June 30, 2009**

Funds to Account for:

Received from Federal Government		\$ 1,440,843.00	
<i>Contributed by Washburn University:</i>			
From Washburn University Loan Fund	\$ 278,508.31		
From federal payments for teacher cancellations	<u>336,629.00</u>	<u>615,137.31</u>	
Total Principal Fund			\$ 2,055,980.31
Cash Collected as Interest on Loans from Students		391,641.76	
<i>Interest earned on loans - cancellations and write-offs:</i>			
Death		1,059.67	
Teacher service		30,541.75	
Law enforcement, Nurse fam. svc., Military and Vol. svc.		4,108.99	
Bankruptcy		4,861.44	
Write-offs		40,340.20	
Late Fees		9,685.27	
Other Income		<u>242.32</u>	<u>482,481.40</u>
TOTAL TO ACCOUNT FOR			<u>\$ 2,538,461.71</u>

Accounted for:

Cash in CoreFirst Bank	\$ (42,464.90)		
Receivable for June payments	7,140.07		
Due to Washburn University Loan Fund	35,996.73		
Payables	(671.90)		
Loans Issued to June 30, 2009	6,449,299.51		
Loan principal collected from students	(4,250,501.15)		
<i>Loan principal cancelled:</i>			
Death	(57,724.70)		
Teacher service	(267,630.60)		
Law enforcement, Nurse fam. svc., Military and Vol. svc.	(280,272.89)		
Bankruptcy	(40,303.67)		
Write-offs	<u>(260,401.48)</u>		
Loans Outstanding June 30, 2009		<u>1,292,465.02</u>	\$ 1,292,465.02
<i>Cost of loan principal and interest cancelled:</i>			
Death		59,036.33	
Teacher service		298,177.15	
Law enforcement, Nurse fam. svc., Military and Vol. svc.		284,381.88	
Bankruptcy		45,115.36	
Write-offs		301,944.00	
Collection costs		40,036.13	
Other costs		1,088.54	
Washburn administrative allowances		<u>216,217.30</u>	<u>1,245,996.69</u>
TOTAL ACCOUNTED FOR			<u>\$ 2,538,461.71</u>

**WASHBURN UNIVERSITY
GOVERNMENT AND RESEARCH FUND**

**Analysis of Federal Work Study Program
For the Fiscal Year Ended June 30, 2009**

<u>Agency</u>	<u>Receipts</u>		<u>Payroll Disbursement</u>	<u>OASI</u>	<u>Admin. Allowance</u>	<u>Cash Balance</u>	<u>Cash Balance Belongs to:</u>	
	<u>Federal</u>	<u>Agency</u>					<u>Federal</u>	<u>Agency</u>
Work Study Unallocated								
Federal Funds	\$ 1,896.73	\$ -	\$ -	\$ -	\$ 1,896.73	\$ -	\$ -	\$ -
Washburn University	6,820,566.37	1,986,928.32	8,381,905.29	12,956.75	413,716.99	(1,084.34)	(1,084.34)	-
Reading Tutors	169,160.02	99.73	169,160.02	99.73	-	-	-	-
Community Service	132,524.36	44,244.77	176,979.13	-	-	(210.00)	(210.00)	-
Work Study accounts closed	664,359.79	127,327.52	791,687.31	-	-	-	-	-
TOTAL	\$ 7,788,507.27	\$ 2,158,600.34	\$ 9,519,731.75	\$ 13,056.48	\$ 415,613.72	\$ (1,294.34)	\$ (1,294.34)	\$ -

13-6

Reconciliation with End of Fiscal Year

Balance Work Study Funds, June 30, 2009	\$ (1,294.34)
Unencumbered Cash Balance June 30, 2009	\$ (1,294.34)

**WASHBURN UNIVERSITY
GOVERNMENT AND RESEARCH FUND**

**Analysis of State Work Study Program
For the Fiscal Year Ended June 30, 2009**

Agency	Receipts		Payments to Agencies	OASI	Admin. Allowance	Cash Balance	Cash Balance Belongs to:	
	State	Agency					State	Agency
Unallocated state funds	\$ 135,193.29	\$ 1,300.00	\$ 92,153.58	\$ -	\$ 17,592.88	26,746.83	\$ 26,746.83	\$ -
YWCA	853.75	748.52	1,602.27	-	-	-	-	-
C&M Comm Therapy/Toddler Town	2,268.00	2,268.00	4,536.00	-	-	-	-	-
Boys & Girls Club of Topeka	20,938.14	12,147.88	33,086.02	-	-	-	-	-
American Home Life	30,243.92	26,652.06	60,487.32	-	-	-	-	-
Secretary of State	15,919.83	15,848.51	31,696.96	71.38	-	-	-	-
Topeka Capital Journal	12,435.95	12,408.00	24,816.00	27.95	-	-	-	-
YMCA/Primetime	16,209.95	16,203.21	32,230.65	182.51	-	-	-	-
FG Manzanares, Attorney at Law	5,716.96	5,713.89	11,427.77	3.08	-	-	-	-
Pendleton & Sutton Law Offices	1,318.40	1,318.40	2,636.80	-	-	-	-	-
YourInternetService	9,457.36	6,402.15	15,859.51	-	-	-	-	-
Scott, Quinlan, Willard & Barnes	4,518.00	4,518.00	9,036.00	-	-	-	-	-
District Attorney's Office	5,171.25	5,171.25	10,342.50	-	-	-	-	-
Social Security Administration	13,257.47	12,912.48	26,169.95	-	-	-	-	-
Work Study accounts closed	<u>230,614.31</u>	<u>232,910.30</u>	<u>461,037.56</u>	<u>2,487.05</u>	-	-	-	-
TOTAL	<u>\$ 504,116.58</u>	<u>\$ 356,522.65</u>	<u>\$ 817,118.89</u>	<u>\$ 2,771.97</u>	<u>\$ 17,592.88</u>	<u>\$ 26,746.83</u>	<u>\$ 26,746.83</u>	<u>\$ -</u>

13-7

Reconciliation with End of Fiscal Year

Balance Work Study Funds, June 30, 2009	<u>\$ 26,746.83</u>
Unencumbered Cash Balance June 30, 2009	<u>\$ 26,746.83</u>

WASHBURN INSTITUTE OF TECHNOLOGY

TABLE OF CONTENTS

COMBINED
Combined Statements of Net Assets T-1
Combined Statements of Changes in Net Assets T-2

GENERAL FUND
Statement of Net Assets T-3
Budget and Operating Statements T-4
Departmental Expenses T-5 – T-6

DESIGNATED FUNDS
Statements of Net Assets T-7
Statements of Changes in Net Assets T-8

RESTRICTED FUNDS – FINANCIAL AID
Statements of Net Assets T-9
Statements of Changes in Net Assets T-10

RESTRICTED FUNDS – GRANTS AND CONTRACTS
Statements of Net Assets T-11
Statements of Changes in Net Assets T-12

RESTRICTED FUNDS – OTHER
Statements of Net Assets T-13
Statements of Changes in Net Assets T-14

CAPITAL ASSETS
Statements of Net Assets T-15
Statements of Changes in Net Assets T-16

WASHBURN INSTITUTE OF TECHNOLOGY
Combined Statements of Net Assets
June 30, 2009

	Unrestricted			Restricted			Subtotal	Capital Assets	Total
	General	Designated	Subtotal	Restricted - Financial Aid	Restricted - Grants	Restricted - Other			
ASSETS									
Cash	\$ 4,090,734	\$ 6,896	\$ 4,097,630	\$ 24,371	\$ 38,382	\$ 97,026	\$ 159,779	\$ -	\$ 4,257,409
Due from Topeka Public Schools	261,305	-	261,305	-	-	-	-	-	261,305
Other receivables	3,011	-	3,011	500	-	570	1,070	32,094	36,175
Prepaid expenses	19,437	-	19,437	-	-	-	-	-	19,437
Due from Washburn University	7,314	-	7,314	-	-	-	-	-	7,314
Capital assets, net of depreciation	-	-	-	-	-	-	-	344,670	344,670
TOTAL ASSETS	\$ 4,381,801	\$ 6,896	\$ 4,388,697	\$ 24,871	\$ 38,382	\$ 97,596	\$ 160,849	\$ 376,764	\$ 4,926,310
LIABILITIES									
Accounts payable and payroll-related liabilities	\$ 232,064	\$ 374	\$ 232,438	\$ -	\$ 9,808	\$ -	\$ 9,808	\$ -	\$ 242,246
Other postemployment benefits	224,662	-	224,662	-	-	-	-	-	224,662
Prepaid tuition deposits	25,300	-	25,300	-	-	-	-	-	25,300
Due to Washburn University	282,245	-	282,245	11,622	-	580	12,202	-	294,447
	764,271	374	764,645	11,622	9,808	580	22,010	-	786,655
NET ASSETS									
Invested in capital assets	-	-	-	-	-	-	-	376,764	376,764
Restricted - scholarships, tuition and other	-	-	-	13,249	-	97,016	110,265	-	110,265
Restricted - other	-	-	-	-	28,574	-	28,574	-	28,574
Unrestricted	3,617,530 [1]	6,522	3,624,052	-	-	-	-	-	3,624,052
	3,617,530	6,522	3,624,052	13,249	28,574	97,016	138,839	376,764	4,139,655
TOTAL LIABILITIES AND NET ASSETS	\$ 4,381,801	\$ 6,896	\$ 4,388,697	\$ 24,871	\$ 38,382	\$ 97,596	\$ 160,849	\$ 376,764	\$ 4,926,310

[1] Unrestricted net assets in the General Fund includes \$2,692,880 designated for future capital projects.

WASHBURN INSTITUTE OF TECHNOLOGY
Combined Statements of Changes in Net Assets
For the Fiscal Year Ended June 30, 2009

	Unrestricted			Restricted			Capital Assets	Total
	General	Designated	Subtotal	Restricted - Financial Aid	Restricted - Grants	Restricted - Other		
Revenues and Other Additions								
Tuition and fees	779,973	-	779,973	-	-	-	-	779,973
Tuition - participating districts	1,943,973	-	1,943,973	-	-	-	-	1,943,973
Gifts, grants and contracts	-	16,230	16,230	400,537	175,129	3,060	578,726	627,050
Vocational capital outlay	130,640	-	130,640	-	-	-	-	130,640
Vocational state aid	2,538,027	-	2,538,027	-	-	-	-	2,538,027
Investment income	64,833	-	64,833	-	-	205	205	65,038
Sales to students and third parties	695,338	-	695,338	-	-	10,095	10,095	705,433
Total Rev. and Other Additions	6,152,784	16,230	6,169,014	400,537	175,129	13,360	589,026	4,066,188
Expenditures and Other Deductions								
Educational and general	5,827,709	10,216	5,837,925	5,850	146,555	15,737	168,142	6,006,067
Employee benefits	341,145	-	341,145	-	-	-	-	341,145
Scholarships	300	-	300	406,186	-	8,323	414,509	414,809
Depreciation	-	-	-	-	-	-	-	135,780
Total Expend. and Other Deductions	6,169,154	10,216	6,179,370	412,036	146,555	24,060	582,651	6,897,801
Capital Asset Transactions								
Additions	(6,815)	-	-	-	-	-	-	6,815
Gain (loss) from disposal of capital assets	-	-	-	-	-	-	-	(260)
Total Capital Asset Transactions	(6,815)	-	-	-	-	-	-	6,555
Fund Transfers In (Out)								
Mandatory	-	-	-	-	-	-	-	-
Non-Mandatory	-	-	-	-	-	-	-	-
Net Transfers In (Out)	-	-	-	-	-	-	-	-
Net Increase (Decrease)	(9,555)	6,014	(3,541)	(11,499)	28,574	(10,700)	6,375	(97,131)
Net assets reported at end of prior year	3,627,085	508	3,627,593	24,748	-	107,716	132,464	4,233,952
NET ASSETS AT END OF YEAR	\$ 3,617,530	\$ 6,522	\$ 3,624,052	\$ 13,249	\$ 28,574	\$ 97,016	\$ 138,839	\$ 4,139,655

**WASHBURN INSTITUTE OF TECHNOLOGY
GENERAL FUND**

**Statement of Net Assets
June 30, 2009**

	<u>2009</u>
<u>ASSETS</u>	
Checking accounts	\$ 4,089,884
Change funds	<u>850</u>
	<u>4,090,734</u>
<u>Receivables and prepaids:</u>	
Due from Topeka Public Schools	261,305
Due from consortium districts	3
NSF checks	3,008
Prepaid expenses	19,437
Due from Washburn University	<u>7,314</u>
	<u>291,067</u>
TOTAL ASSETS	<u>\$ 4,381,801</u>
<u>LIABILITIES</u>	
Accounts payable and payroll-related liabilities	\$ 232,064
Other postemployment benefits	224,662
Prepaid tuition deposits	25,300
Due to Washburn University	<u>282,245</u>
	<u>764,271</u>
<u>NET ASSETS</u>	
Unrestricted	<u>3,617,530</u>
TOTAL LIABILITIES AND NET ASSETS	<u>\$ 4,381,801</u>

**WASHBURN INSTITUTE OF TECHNOLOGY
GENERAL FUND**

**Budget and Operating Statements
For the Fiscal Year Ended June 30, 2009**

Revenues and Transfers In	Budget	Actual	Over or (Under) Budget
Tuition and Fees			
Tuition - individuals		\$ 691,915	\$ 691,915
Course fees		46,005	46,005
Non-credit course fees		26,567	26,567
Enrollment fees		8,015	8,015
Entrance exam fees		5,403	5,403
Transcript fees		2,068	2,068
Total Tuition and Fees	\$ 693,000	779,973	86,973
Tuition - Participating Districts	1,943,971	1,943,973	2
Vocational state aid	2,650,681	2,538,027	(112,654)
Vocational capital outlay	139,618	130,640	(8,978)
Other sales and services	315,000	695,338	380,338
Investment income	175,000	64,833	(110,167)
Use of reserves	1,640,000	-	(1,640,000)
TOTAL REVENUE	<u>7,557,270</u>	<u>6,152,784</u>	<u>(1,404,486)</u>
Expenses and Transfers Out			
Instruction	3,806,850	3,392,492	(414,358)
Academic support	368,985	446,244	77,259
Student services	663,600	679,074	15,474
Institutional support	308,624	297,823	(10,801)
Maintenance of plant	1,076,694	690,268	(386,426)
Utilities	567,000	314,993	(252,007)
Total Educational and General	6,791,753	5,820,894	(970,859)
Employee benefits	40,664	341,145	300,481
Mandatory transfers	-	-	-
Non-mandatory transfers	750,000	-	(750,000)
Scholarships	-	300	300
BUDGET REDUCTIONS	<u>-</u>		
TOTAL EXPENSES	<u>7,582,417</u>	<u>6,162,339</u>	<u>(1,420,078)</u>
EXCESS (DEFICIT) OF REVENUES OVER EXPENSES	(25,147)	(9,555)	15,592
NET ASSETS TRANSFERRED FROM USD 501	<u>3,627,085</u>	<u>3,627,085</u>	<u>-</u>
NET ASSETS, JUNE 30, 2009	<u>\$ 3,601,938</u>	<u>\$ 3,617,530</u>	<u>\$ 15,592</u>

**WASHBURN INSTITUTE OF TECHNOLOGY
GENERAL FUND**

**Departmental Expenses
For the Fiscal Year Ended June 30, 2009**

<u>Instruction</u>	<u>Salaries & Wages</u>	<u>Benefits</u>	<u>Operating Expense</u>	<u>Equipment</u>	<u>Total Expenses</u>	<u>Adjusted Budget</u>	<u>Unexpended Budget</u>
Occupational Exploration	\$ -	\$ -	\$ 8,623	\$ -	\$ 8,623	\$ 44,764	\$ 36,141
Agriculture	-	-	-	-	-	1,000	1,000
Horticulture	-	-	3,262	-	3,262	52,416	49,154
Health Occupations	130,135	10,699	2,014	-	142,848	120,093	(22,755)
Pre-Nursing	86,369	26,120	1,298	-	113,787	70,871	(42,916)
Nursing Assistant	100,532	23,525	1,613	-	125,670	65,452	(60,218)
Practical Nursing	246,487	54,069	34,137	-	334,693	295,546	(39,147)
Surgical Technology	51,992	9,291	6,361	-	67,644	62,382	(5,262)
Professional Cooking	82,991	26,794	71,427	69	181,281	158,502	(22,779)
Child Care	94,749	23,287	11,117	-	129,153	110,167	(18,986)
Interior Design	-	-	-	-	-	5,300	5,300
Trade and Industry - Understanding	-	-	557	-	557	4,500	3,943
Collision Repair	78,723	19,559	28,823	847	127,952	136,688	8,736
Auto West	40,447	14,200	7,944	567	63,158	65,706	2,548
Auto East	72,089	23,526	13,809	195	109,619	106,237	(3,382)
Auto North	41,847	8,430	12,689	195	63,161	67,257	4,096
Machine Shop	57,661	9,808	4,863	-	72,332	76,073	3,741
Photography	56,209	9,511	661	-	66,381	68,703	2,322
Graphics / Printing	54,698	9,892	8,124	-	72,714	78,416	5,702
Welding	39,732	10,888	16,244	-	66,864	68,627	1,763
Building Technology	46,288	8,769	11,256	597	66,910	66,799	(111)
Legal Office Professional	40,531	14,264	772	-	55,567	59,932	4,365
Business Administrative Technology	29,859	11,170	1,427	411	42,867	50,006	7,139
Medical Office Specialist	36,546	10,790	630	-	47,966	51,330	3,364
Technical Education	-	-	-	-	-	600	600
Computer Repair	117,064	23,841	3,413	407	144,725	120,511	(24,214)
Electronic Technology	74,311	15,719	8,874	-	98,904	83,790	(15,114)
Technical Drafting	-	-	693	7,695	8,388	54,404	46,016
Computer Aided Drafting	-	-	-	-	-	3,150	3,150
Trade and Industry - Employment Preparation	-	-	25	-	25	1,500	1,475
Diesel Mechanics	60,901	8,990	4,637	195	74,723	60,439	(14,284)
Cabinet - Millwork	42,089	10,118	14,178	-	66,385	63,030	(3,355)
Industrial Technology	56,718	15,470	10,383	-	82,571	78,929	(3,642)
Electricity	44,573	11,759	6,323	-	62,655	64,482	1,827
HVAC	54,689	4,819	3,931	76	63,515	62,418	(1,097)
Warehouse Distribution	13,889	5,185	19,383	-	38,457	8,785	(29,672)
Commerical Construction	56,347	13,789	8,543	-	78,679	82,298	3,619
Business and Industry	390,078	66,673	37,693	4,188	498,632	581,900	83,268
Commerical Heavy Construction	41,375	7,952	6,796	-	56,123	60,152	4,029
Curriculum and Instruction	122,578	25,166	7,958	-	155,702	593,695	437,993
Total Instruction	2,462,497	534,073	380,481	15,442	3,392,493	3,806,850	414,357

**WASHBURN INSTITUTE OF TECHNOLOGY
GENERAL FUND**

**Departmental Expenses
For the Fiscal Year Ended June 30, 2009**

	<u>Salaries & Wages</u>	<u>Benefits</u>	<u>Operating Expense</u>	<u>Equipment</u>	<u>Total Expenses</u>	<u>Adjusted Budget</u>	<u>Unexpended Budget</u>	
Academic Support								
Information Technology Services	79,055	19,111	44,507	8,025	150,698	98,829	(51,869)	
Office of the Director	179,542	38,470	73,421	4,113	295,546	270,156	(25,390)	
Total Academic Support	258,597	57,581	117,928	12,138	446,244	368,985	(77,259)	
Student Services								
Student Services	123,031	40,878	26,943	-	190,852	207,893	17,041	
Counseling Services	211,962	58,478	26,847	-	297,287	275,270	(22,017)	
Placement Services	113,234	18,827	2,440	470	134,971	124,010	(10,961)	
Financial Aid	46,556	9,077	331	-	55,964	56,427	463	
Total Student Services	494,783	127,260	56,561	470	679,074	663,600	(15,474)	
Institutional Support								
General Administration	33,073	13,152	178,009	183	224,417	233,639	9,222	
Accounting and Payroll	59,388	13,452	566	-	73,406	74,985	1,579	
Total Institutional Support	92,461	26,604	178,575	183	297,823	308,624	10,801	
Operation and Maintenance of Plant								
Buildings & Grounds	286,487	94,653	136,708	129,591	647,439	1,027,828	380,389	
Utilities	-	-	314,993	-	314,993	567,000	252,007	
University Police	23,907	7,315	11,607	-	42,829	48,866	6,037	
Total Operation and Maintenance of Plant	310,394	101,968	463,308	129,591	1,005,261	1,643,694	638,433	
Other								
Employee Benefits	-	341,145	-	-	341,145	40,664	(300,481)	
Scholarships	-	-	300	-	300	-	(300)	
Mandatory Transfers	-	-	-	-	-	-	-	
Non Mandatory Transfers	-	-	-	-	-	750,000	750,000	
TOTAL	3,618,732	1,188,631	1,197,153	157,824	6,162,340	7,582,417	1,420,077	
BUDGET REDUCTIONS						-	-	
TOTAL						\$ 6,162,340	\$ 7,582,417	\$ 1,420,077

T-6

**WASHBURN INSTITUTE OF TECHNOLOGY
DESIGNATED FUNDS**

**Statements of Net Assets
June 30, 2009**

	<u>Social Fund</u>	<u>Skills Fund</u>	<u>Total</u>
<u>ASSETS</u>			
Checking accounts	\$ 1,676	\$ 5,220	\$ 6,896
TOTAL ASSETS	<u>\$ 1,676</u>	<u>\$ 5,220</u>	<u>\$ 6,896</u>
<u>LIABILITIES</u>			
Accounts payable and payroll-related liabilities	\$ -	\$ 374	\$ 374
	<u>-</u>	<u>374</u>	<u>374</u>
<u>NET ASSETS</u>			
Unrestricted	<u>1,676</u>	<u>4,846</u>	<u>6,522</u>
TOTAL LIABILITIES AND NET ASSETS	<u>\$ 1,676</u>	<u>\$ 5,220</u>	<u>\$ 6,896</u>

**WASHBURN INSTITUTE OF TECHNOLOGY
DESIGNATED FUNDS**

**Statement of Changes in Net Assets
For the Fiscal Year Ended June 30, 2009**

	<u>Social Fund</u>	<u>Skills Fund</u>	<u>Total</u>
Net assets, June 30, 2008	\$ -	\$ 508	\$ 508
<u>Additions:</u>			
Contributions	2,185	14,045	16,230
Total additions	<u>2,185</u>	<u>14,045</u>	<u>16,230</u>
<u>Deductions:</u>			
Equipment rental	-	408	408
Dues and memberships	-	389	389
Food	248	219	467
Flowers, gifts, and memorials	261	-	261
Travel	-	5,197	5,197
Tuition and program fees	-	510	510
Conference and seminar registration	-	2,498	2,498
Other	-	486	486
Total deductions	<u>509</u>	<u>9,707</u>	<u>10,216</u>
NET ASSETS, June 30, 2009	<u>\$ 1,676</u>	<u>\$ 4,846</u>	<u>\$ 6,522</u>

**WASHBURN INSTITUTE OF TECHNOLOGY
RESTRICTED FUNDS - FINANCIAL AID**

**Statements of Net Assets
June 30, 2009**

	<u>Pell</u>	<u>Work Study</u>	<u>Scholarships</u>	<u>Total</u>
<u>ASSETS</u>				
Checking accounts	\$ 7,666	\$ (3,493)	\$ 20,198	\$ 24,371
<u>Receivables and prepaids:</u>				
Miscellaneous receivables	-	-	500	500
TOTAL ASSETS	<u>\$ 7,666</u>	<u>\$ (3,493)</u>	<u>\$ 20,698</u>	<u>\$ 24,871</u>
<u>LIABILITIES</u>				
Due to Washburn University	\$ 11,475	\$ -	\$ 147	\$ 11,622
	<u>11,475</u>	<u>-</u>	<u>147</u>	<u>11,622</u>
<u>NET ASSETS</u>				
Restricted - scholarships, tuition and other	<u>(3,809)</u>	<u>(3,493)</u>	<u>20,551</u>	<u>13,249</u>
TOTAL LIABILITIES AND NET ASSETS	<u>\$ 7,666</u>	<u>\$ (3,493)</u>	<u>\$ 20,698</u>	<u>\$ 24,871</u>

**WASHBURN INSTITUTE OF TECHNOLOGY
RESTRICTED FUNDS - FINANCIAL AID**

**Statement of Changes in Net Assets
For the Fiscal Year Ended June 30, 2009**

	<u>Pell</u>	<u>Work Study</u>	<u>Scholarships</u>	<u>Total</u>
Net assets, June 30, 2008	\$ -	\$ -	\$ 24,748	\$ 24,748
<u>Additions:</u>				
Contributions (Gifts, WEA)	-	-	41,845	41,845
Federal grants	<u>356,335</u>	<u>2,357</u>	<u>-</u>	<u>358,692</u>
Total additions	<u>356,335</u>	<u>2,357</u>	<u>41,845</u>	<u>400,537</u>
<u>Deductions:</u>				
Wages	-	5,965	-	5,965
Benefits	-	(115)	-	(115)
Scholarships and fellowships	<u>360,144</u>	<u>-</u>	<u>46,042</u>	<u>406,186</u>
Total deductions	<u>360,144</u>	<u>5,850</u>	<u>46,042</u>	<u>412,035</u>
NET ASSETS, June 30, 2009	<u>\$ (3,809)</u>	<u>\$ (3,493)</u>	<u>\$ 20,551</u>	<u>\$ 13,249</u>

**WASHBURN INSTITUTE OF TECHNOLOGY
RESTRICTED FUNDS - GRANTS & CONTRACTS**

**Statements of Net Assets
June 30, 2009**

	<u>Perkins</u>	<u>Perkins NTO</u>	<u>Kan-Ed Internet</u>	<u>Total</u>
<u>ASSETS</u>				
Checking accounts	\$ 35,517	\$ (135)	\$ 3,000	\$ 38,382
TOTAL ASSETS	<u>\$ 35,517</u>	<u>\$ (135)</u>	<u>\$ 3,000</u>	<u>\$ 38,382</u>
<u>LIABILITIES</u>				
Accounts payable and payroll-related liabilities	\$ 7,916	\$ 1,892	\$ -	\$ 9,808
	<u>7,916</u>	<u>1,892</u>	<u>-</u>	<u>9,808</u>
<u>NET ASSETS</u>				
Restricted - other	<u>27,601</u>	<u>(2,027)</u>	<u>3,000</u>	<u>28,574</u>
TOTAL LIABILITIES AND NET ASSETS	<u>\$ 35,517</u>	<u>\$ (135)</u>	<u>\$ 3,000</u>	<u>\$ 38,382</u>

**WASHBURN INSTITUTE OF TECHNOLOGY
RESTRICTED FUNDS - GRANTS & CONTRACTS**

**Statement of Changes in Net Assets
For the Fiscal Year Ended June 30, 2009**

	<u>Perkins</u>	<u>Perkins NTO</u>	<u>Kan-Ed Internet</u>	<u>Total</u>
Net assets, June 30, 2008	\$ -	\$ -	\$ -	\$ -
Additions:				
State grants	-	-	3,000	3,000
Federal grants	171,638	491	-	172,129
Total additions	<u>171,638</u>	<u>491</u>	<u>3,000</u>	<u>175,129</u>
Deductions:				
Wages	69,000	375	-	69,375
Benefits	-	29	-	29
Professional fees	850	-	-	850
Travel	9,170	150	-	9,320
Conference and seminar registration	6,821	-	-	6,821
Marketing	-	1,272	-	1,272
Supplies	2,109	318	-	2,426
Equipment	56,087	374	-	56,461
Total deductions	<u>144,037</u>	<u>2,518</u>	<u>-</u>	<u>146,555</u>
NET ASSETS, June 30, 2009	<u>\$ 27,601</u>	<u>\$ (2,027)</u>	<u>\$ 3,000</u>	<u>\$ 28,574</u>

**WASHBURN INSTITUTE OF TECHNOLOGY
RESTRICTED FUNDS - OTHER**

**Statements of Net Assets
June 30, 2009**

	Care Closet	General Assistance	Horticulture Fund	Interior Design Fund	Nursing Exam Fees	Professional Cooking Fund	Special Contributions	Total
ASSETS								
Checking accounts	\$ 5,137	\$ 30,365	\$ 10,283	\$ 96	\$ 50,937	\$ 208	\$ -	\$ 97,026
	<u>5,137</u>	<u>30,365</u>	<u>10,283</u>	<u>96</u>	<u>50,937</u>	<u>208</u>	<u>-</u>	<u>97,026</u>
Receivables and prepaids:								
Miscellaneous receivables	-	-	-	-	-	-	570	570
	<u>-</u>	<u>-</u>	<u>-</u>	<u>-</u>	<u>-</u>	<u>-</u>	<u>570</u>	<u>570</u>
TOTAL ASSETS	\$ 5,137	\$ 30,365	\$ 10,283	\$ 96	\$ 50,937	\$ 208	\$ 570	\$ 97,596
LIABILITIES								
Due to Washburn University	\$ 580	-	-	-	-	-	-	\$ 580
	<u>580</u>	<u>-</u>	<u>-</u>	<u>-</u>	<u>-</u>	<u>-</u>	<u>-</u>	<u>580</u>
NET ASSETS								
Restricted - scholarships, tuition and other	4,557	30,365	10,283	96	50,937	208	570	97,016
TOTAL LIABILITIES AND NET ASSETS	\$ 5,137	\$ 30,365	\$ 10,283	\$ 96	\$ 50,937	\$ 208	\$ 570	\$ 97,596

**WASHBURN INSTITUTE OF TECHNOLOGY
RESTRICTED FUNDS - OTHER**

**Statement of Changes in Net Assets
For the Fiscal Year Ended June 30, 2009**

	<u>Care Closet</u>	<u>General Assistance</u>	<u>Horticulture Fund</u>	<u>Interior Design Fund</u>	<u>Nursing Exam Fees</u>	<u>Professional Cooking Fund</u>	<u>Special Contributions</u>	<u>Total</u>
Net assets, June 30, 2008	\$ 8,254	\$ 38,373	\$ 11,880	\$ 96	\$ 48,905	\$ 208	\$ -	\$ 107,716
Additions:								
Investment income	-	205	-	-	-	-	-	205
Contributions (Gifts, WEA)	2,380	110	-	-	-	-	570	3,060
Sales to students and third parties	-	-	-	-	10,095	-	-	10,095
Total additions	<u>2,380</u>	<u>315</u>	<u>-</u>	<u>-</u>	<u>10,095</u>	<u>-</u>	<u>570</u>	<u>13,360</u>
Deductions:								
Clothing and uniforms	632	-	-	-	-	-	-	632
Internal charges	1,446	-	-	-	-	-	-	1,446
Rent	438	-	-	-	-	-	-	438
Utilities	1,210	-	-	-	-	-	-	1,210
Fuel / Bus passes	244	-	-	-	-	-	-	244
Food	798	-	-	-	-	-	-	798
Gifts	266	-	-	-	-	-	-	266
Supplies	1,043	-	75	-	-	-	-	1,118
COGS - Merchandise sold	-	-	1,522	-	8,063	-	-	9,585
Scholarships and fellowships	-	8,323	-	-	-	-	-	8,323
Total deductions	<u>6,077</u>	<u>8,323</u>	<u>1,597</u>	<u>-</u>	<u>8,063</u>	<u>-</u>	<u>-</u>	<u>24,060</u>
NET ASSETS, June 30, 2009	\$ 4,557	\$ 30,365	\$ 10,283	\$ 96	\$ 50,937	\$ 208	\$ 570	\$ 97,016

**WASHBURN INSTITUTE OF TECHNOLOGY
CAPITAL ASSETS**

**Statements of Net Assets
June 30, 2009**

	Capital Projects	Plant Fund	Total
<u>ASSETS</u>			
Miscellaneous receivables	\$ 32,094	\$ -	\$ 32,094
	<u>32,094</u>	<u>-</u>	<u>32,094</u>
<u>Capital assets, net of depreciation:</u>			
Furniture, fixtures and equipment	-	299,056	299,056
Computers and electronic equipment	-	44,551	44,551
Vehicles	-	1,063	1,063
	<u>-</u>	<u>344,670</u>	<u>344,670</u>
TOTAL ASSETS	<u>\$ 32,094</u>	<u>\$ 344,670</u>	<u>\$ 376,764</u>
<u>LIABILITIES</u>			
Accounts payable and payroll-related liabilities	\$ -	\$ -	\$ -
Due to Washburn University	<u>-</u>	<u>-</u>	<u>-</u>
	<u>-</u>	<u>-</u>	<u>-</u>
<u>NET ASSETS</u>			
Invested in capital assets	<u>32,094</u>	<u>344,670</u>	<u>376,764</u>
TOTAL LIABILITIES AND NET ASSETS	<u>\$ 32,094</u>	<u>\$ 344,670</u>	<u>\$ 376,764</u>

**WASHBURN INSTITUTE OF TECHNOLOGY
CAPITAL ASSETS**

**Statement of Changes in Net Assets
For the Fiscal Year Ended June 30, 2009**

	<u>Capital Projects</u>	<u>Plant Fund</u>	<u>Total</u>
Net assets, June 30, 2008	\$ -	\$ 473,895	\$ 473,895
<u>Additions:</u>			
Federal grants	32,094	-	32,094
Total additions	<u>32,094</u>	<u>-</u>	<u>32,094</u>
<u>Deductions:</u>			
Depreciation	-	135,780	135,780
Total deductions	<u>-</u>	<u>135,780</u>	<u>135,780</u>
<u>Capital Asset Transactions</u>			
Additions	-	6,815	6,815
Gain (loss) from disposal of capital assets	-	(260)	(260)
Total capital asset transactions	<u>-</u>	<u>6,555</u>	<u>6,555</u>
NET ASSETS, June 30, 2009	<u>\$ 32,094</u>	<u>\$ 344,670</u>	<u>\$ 376,764</u>