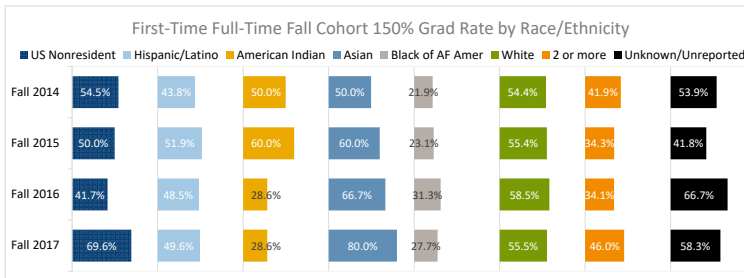
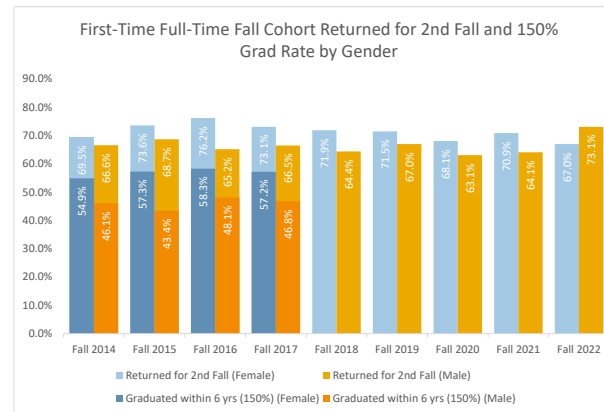
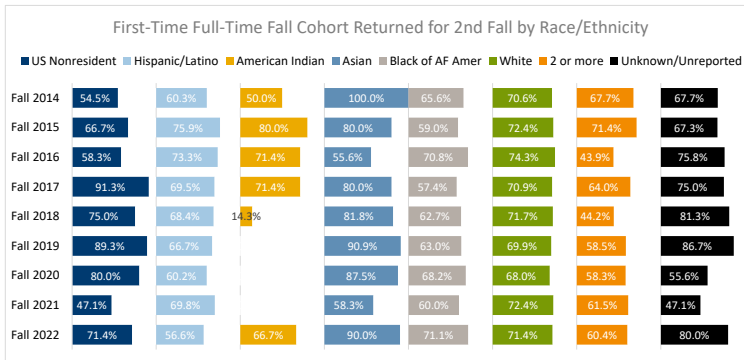
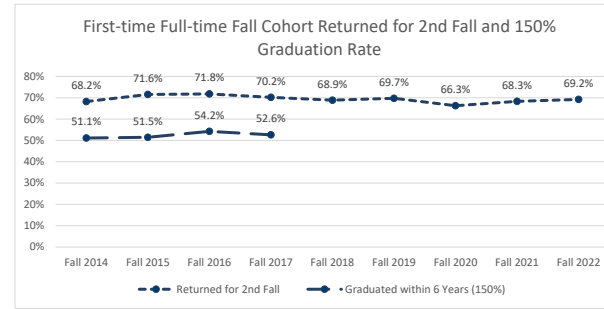
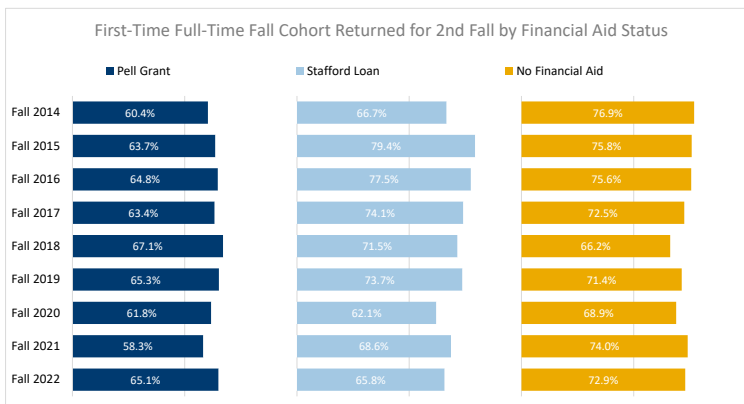
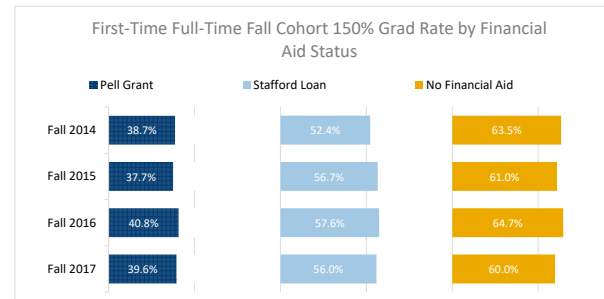


	First-time Full-time Fall Cohort	Returned for 2nd Fall	Graduated within 6 yrs (150%)
Fall 2014	749	511 (68.2%)	383 (51.1%)
Fall 2015	756	541 (71.6%)	389 (51.5%)
Fall 2016	848	609 (71.8%)	460 (54.2%)
Fall 2017	819	575 (70.2%)	431 (52.6%)
Fall 2018	726	500 (68.9%)	
Fall 2019	714	498 (69.7%)	
Fall 2020	626	415 (66.3%)	
Fall 2021	657	449 (68.3%)	
Fall 2022	738	511 (69.2%)	
Fall 2023	882		



Note: Native Hawaiian is not displayed due to small cell size.



Definitions:

Graduated within 150% of normal time: Students who completed their program within 150% of the normal (or expected) time for completion.

Normal time: The amount of time necessary for a student to complete all requirements for a degree or certificate according to the institution's catalog. This is typically 4 years (8 semesters or trimesters, or 12 quarters, excluding summer sessions) for a bachelor's degree in a standard term-based institution; 2 years (4 semesters or trimesters, or 6 quarters, excluding summer sessions) for an associate's degree in a standard term-based institution; and the various scheduled times for certificate programs.

Graduation rate: The rate required for disclosure and/or reporting purposes under Student Right-to-know Act. This rate is calculated as the total number of completers within 150% of normal time divided by the revised adjusted cohort.

Pell Grant: Students were recipients of a Federal Pell Grant.

Stafford Loan: Students were recipients of a Federal Direct Loan (other than a Federal Direct Unsubsidized Stafford Loan) who did not receive a Federal Pell Grant.

No Financial Aid: Students were recipients of neither a Federal Pell Grant nor a Federal Direct Loan (other than a Federal Direct Unsubsidized Stafford Loan).