



Using MyWashburn to Enroll

1. Log into your [MyWashburn](#) account

If you cannot remember your Washburn University password, you can reset it at [Washburn Password Management](#)

2. Go to the Student Academics page
3. Click on “Registration Dashboard”

WASHBURN UNIVERSITY

Student Academics

Home Community / Home / Student Academics

Registration/Student Information

Registration

****NEW****

Banner 9 Self-Service

Registration Dashboard

(Browse Classes, Register, etc)

Register for Courses Summary

Register for Courses video (5 minutes)

All registration information is now available using the Banner 9 Self-Service Registration Dashboard link above.

Student Dashboard

Student Dashboard

Academic Advising

Academic Advising Office

Majors & Programs

Declare or Change Your Undergraduate Major University and General Education Requirements University Catalog

Instructions for Processing Degree Audits

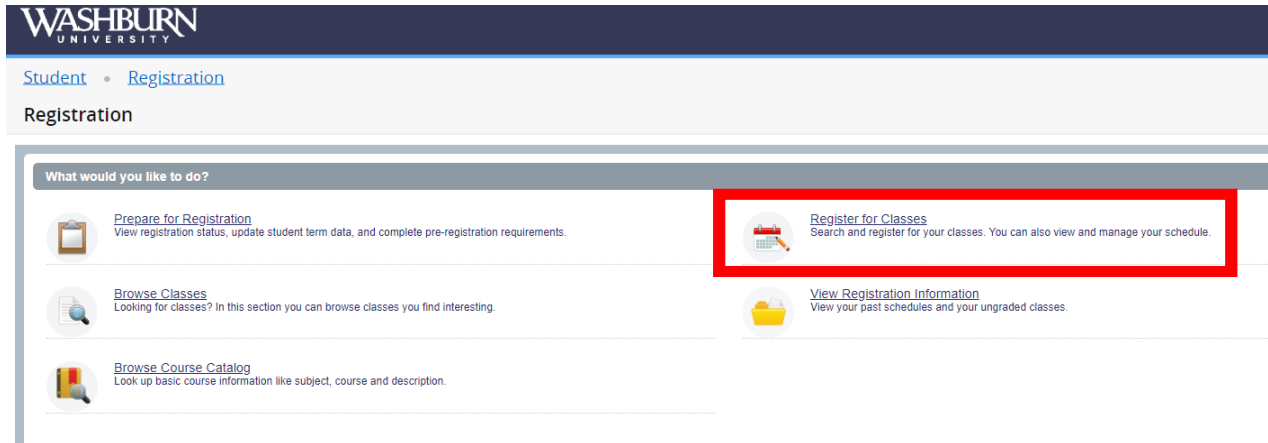
NEW Process Degree Audits & SEP (2016-2017 catalog and beyond)

Process Degree Audits (Catalogs PRIOR to 2016-2017)

Washburn University Transfer Guide

GPA Calculator

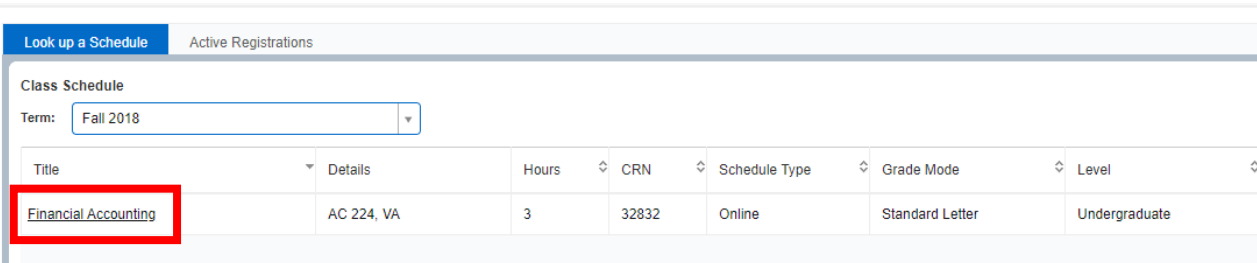
4. Choose the correct term from the Term drop-down menu. Then click on "Register for Classes".



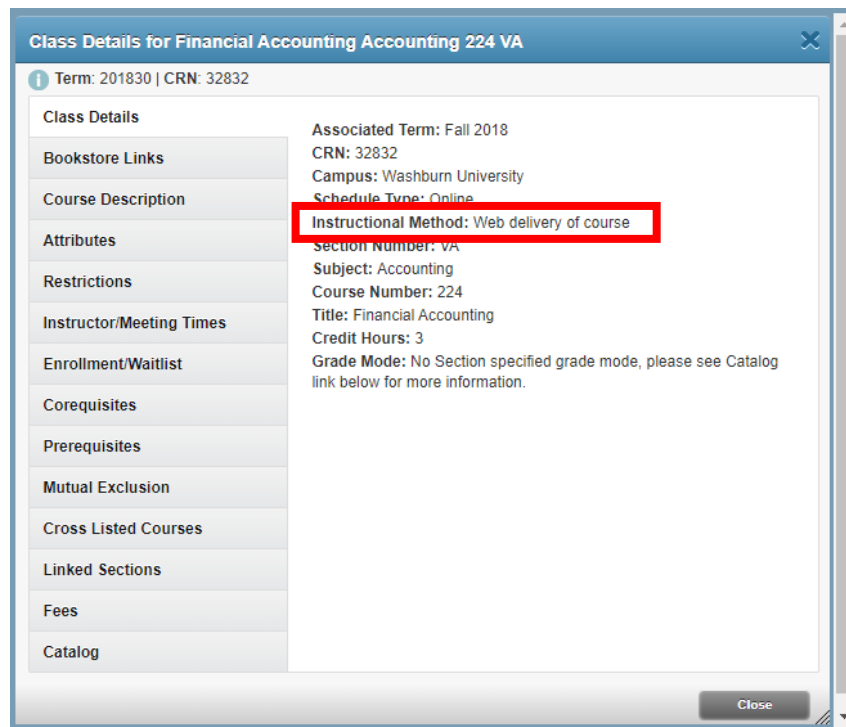
5. Click on the tab labeled "Find Classes". Search for a class by first choosing the subject area (i.e. "Accounting") then the course number (i.e. "224"). All of the times available for that class will be listed.

Click on the course title

A box will open within the window with course information



- In the box, Class Details are displayed
Under **Instructional Method**, the modality in which the course is being instructed through is shown (Traditional, Hybrid, Remote Virtual Class, Remote Virtual Hybrid, Web delivery)
Classroom location is located under Instructor/Meeting Times



- Close the box, click on "Add" for the section you'd like to enroll. In the bottom right-hand corner the class will show up as "pending". You must click "Submit" to officially register in this class. The status will then change to "Web Registered". Click on the tab "Find Classes" to look up your next course.