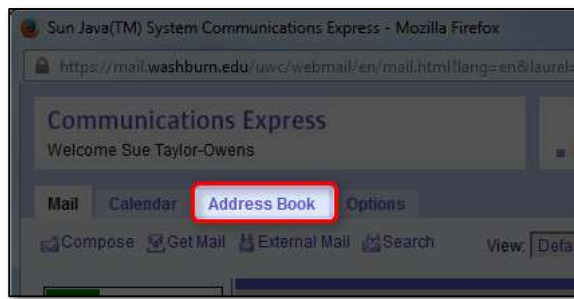


Exporting an Address Book from MyWashburn

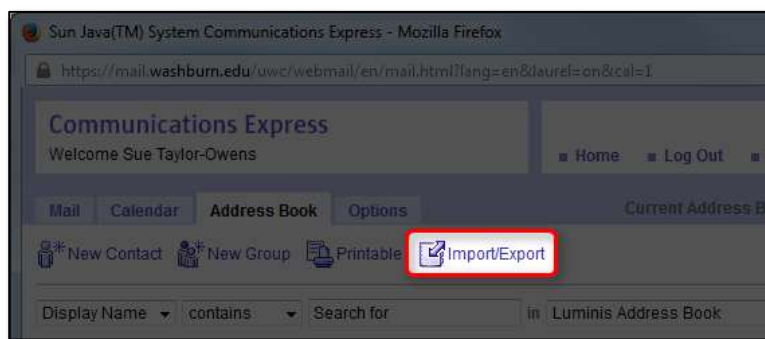
1. Login to [MyWashburn](#)
2. Click the **Email** button



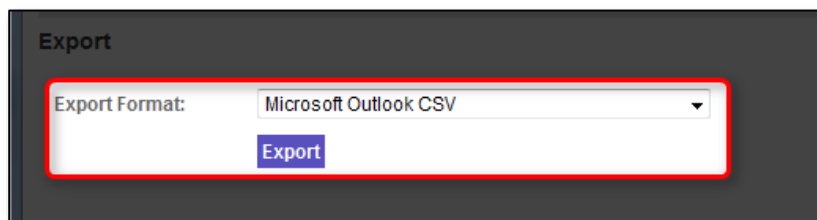
3. Click the **Address Book** tab



4. Click the **Import/Export** button



5. Select **Microsoft Outlook CSV** from the Export Format menu
6. Click the **Export** button



7. **Save** the file in a location you can remember (if you are not prompted to select where to save it, it should be in your Downloads folder as iabcsvus.csv)